



CU&LP 2019



Cultural Understanding and Leadership Program

Experience military deployment, travel the world, immerse yourself in a foreign culture.

It's all part of the Army ROTC college experience!

Foreign military training, cultural exchange, community outreach, & exercise Support



<http://www.cadetcommand.army.mil/culp.asp>

To learn more about this life changing program Contact your ROTC PMS / Cadre

★ 2019 Planned Locations

THE FY 19 CULTURAL UNDERSTANDING AND LEADERSHIP PROGRAM APPLICATION PERIOD OPENS 14 SEPTEMBER 2018 and closes 31 Oct 2017.

United States Army Cadet Command (USACC) conducts overseas cultural deployments in support of worldwide Army Security Cooperation plans and the Army Culture and Foreign Language Strategy.

USACC performs this task by deploying teams of Cadets to perform missions all over the world during the summer training period (11 May – 11 August). These missions support Army Security Cooperation objectives worldwide and include Military to Military training, Embassy Assistance and Community Outreach, and Cadet English Language Training Teams

To determine which Cadet attends cultural awareness training missions, USACC International Programs Division solicits applications from Cadets and selects candidates through a competitive process.

QUALIFICATIONS:

To be eligible to apply and be selected for a CU&LP Deployment, Cadets must be CONTRACTED, MEDICALLY QUALIFIED (DODMERB COMPLETED), and in GOOD STANDING.

INELIGIBLES -- DO NOT APPLY IF:

Cadet is APFT Failure or does not meet AR 600-9 HT / WT

Cadet is Green to Gold ADO (Active Duty Option).

Cadet has previously deployed on a CU&LP mission.

Cadet will not be enrolled full time and present at program thru AY 18-19 (Do not apply if conducting study abroad in either semester.)

Application Timeline:

Cadets apply using the USACC application procedures listed below during the period 14 September 2018 through 31 October 2018. Once a Cadet completes the on-line application, International Programs Division (IPD) requests approval for attendance from the Cadet's Professor of Military Science (PMS). After the close of the application period, IPD compiles an Order of Merit List (OML) for all recommended Cadets.

The OML is based on the Cadet's GPA, ROTC GPA, APFT, and language capability. After completing the OML, the IPD selects attendees by matching each Cadet's skills, abilities, and availability against the language and skill requirements for each mission. Higher OML scores get selected.

Cadets should not apply if they plan to apply for other Cadet Professional Development Training (Airborne, CTLT, NSTP, etc.) or other summer programs that would conflict with deployment (Project GO, Study Abroad). Drops cannot be backfilled - training is lost.

WHAT YOU SHOULD EXPECT

Cultural training deployments are NOT tourist vacations. Each deployment has a mission that supports the Combatant Commander's strategic security cooperation objectives for that country. Many of these missions are performed in VERY austere conditions which include unusual living conditions, foods, and risks of common traveler's illnesses. However, during these missions, Cadets receive an education and experience unmatched by anything you will do in college. Each Deployment is comprised of 3 Mission sets (Mil to Mil, Community Outreach and Cultural / Language Exchange).

Military to Military Engagements:

Cadet climbing the fixed rope at the man-made obstacle course at Georgia Republic Mountain School



Brazilian Army Captain Ferrari instructs Jacksonville State University Cadet Justin Turner of Cullman, Alabama, on how to fire a Brazilian IA2 weapon system.




Community / Non-governmental Organization Outreach Missions:

Cadets work with locals from the community to clean up rubble of a destroyed school from Nepal's Earthquake.



Cadets help Habitat for Humanity build a house in Philippines.



Cadet helps a little boy at the local orphanage in Burkina Faso.



Conversational English / Cultural Exchange:

Cadets teaching conversational English in Tanzania, Africa.



Cadets do Cultural exchange by Jumping and Dance with Massai Tribe in Africa.



Deployment Overview:

Deployments are usually 31 days long consisting of 5 days Pre-Deployment Soldier Readiness Processing and Training at Fort Knox, 23 days in the foreign country to complete the mission, and 3 days of Post-Deployment Soldier Readiness Processing, also at Fort Knox. Deployments are organized as a team of Cadets led by a Cadre Leader (usually a company grade officer or a Senior NCO). Multiple teams will deploy to a country under the command and control of a USACC PMS (LTC) .

While deployed, USACC pays for the Cadet's transportation, food, lodging, and incidentals. Cadets are not authorized full per diem.

While deployed, USACC expects Cadets to perform as future officers in the United States Army as they are under scrutiny by host nation military members and citizens. Cadets wear ACU/OCPs with the American Flag and US Army tapes so they are ambassadors of our country and are expected to represent our nation well. Cadre leaders evaluate leadership and competence during the entire deployment. Cadets are on Active Duty for Professional Development Training (AD-PDT) orders and therefore subject to the Uniform Code of Military Justice.

Cadet Instructions:

Cadets must sign memorandum for record (MFR) along with their PMS after selection to accept the CU&LP mission assigned. Cadets may decline a mission without prejudice. These positions will be reallocated. After accepting a mission the Cadet must complete all assigned work on Blackboard and under their country and team folder. The work is for Mission Commanders and Team Leaders to assess and monitor Cadet progress and preparation. Cadets must immediately start the passport and visa application submission due to long lead times, and complete all required immunizations and training outlined in the Annex U, CST OPORD and as directed in the instruction letter published for every Cadet.

Blackboard Link:

https://rotc.blackboard.com/webapps/portal/execute/tabs/tabAction?tab_group_id=181

Instruction letters will be given to programs to deliver to Cadet; the MFR is included as part of these instructions. If there are any questions about requirements or process Cadets must first contact their ROTC program cadre and Team Leader or Mission Commander once designated. Cadets should not deviate from assigned tasks /timelines or assume they can complete some tasks once at Ft Knox during mission prep week. Some tasks require completion in order or in series. Some Immunizations must be on-board days or weeks prior to arrival in theater. Other long lead items include passport / visa. All suspenses must be met for pre-mission tasks to facilitate timely input to combatant command to receive country clearance.

The application process has two steps.

First, Cadets register on the Army Cadet Portal using these procedures.

CADET LOG-IN PROCEDURES for Army Cadet Portal (ACP)

The Cadet will use this process to gain access to the Army Cadet Portal application to apply for CU&LP Deployments.

- 1. The Cadet will go to <https://www.armycadetportal.com> .**
- 2. A login screen will appear asking the Cadet to either Sign in or Create an Account.**
- 3. For first time users they must create an account by selecting the Create an Account link in the instructions.**



ARMY CADET PORTAL

Welcome to the US Army Cadet Portal

In order to access Army ROTC programs, you must be a valid cadet with a registered account.

If you are a cadet and do not have a portal account: [Create an Account](#)

Please sign in to begin your secure session.

E-mail Address:

Password:


[Forgot your password?](#)

Sign In



1st Time Users Click

You will see site that looks like this...scroll down



When creating Go Army Account Do not use Hyphens in name or Any other special character. Do not leave extra spaces. Go Army name must match CCIMM information or cadet will get login error message and not be able to apply. Will have to be corrected by Go Army admin. Get with HRA or APMS to match CCIMM spelling of name.

Site Search

TALK TO US REQUEST INFO LOCATE US LEARN HOW TO JOIN APPLY ONLINE

U.S. ARMY

ABOUT THE ARMY CAREERS & JOBS BENEFITS SOLDIER LIFE

LOG IN REGISTER

WHY CREATE AN ACCOUNT?
Creating an account and telling us about yourself lets us clarify your options to help you make the decision that's right for you.

LOG IN
Go ahead and click below to get to the log in page.
★ Log In ★

Create an Account
PERSONALIZE YOUR EXPERIENCE

The Army is a large organization with an equally large website. That's why we've created a personalized experience -- a way for you to get professional information. By creating an account, you open the door to all that GoArmy.com and other applications have to offer.

END USER AGREEMENT
SITE REQUIREMENTS

- JavaScript Enabled
- Cookies Enabled

PRIVACY & SECURITY NOTICE

We are committed to protecting your privacy. Therefore, your use and implementation of the information and information request forms included in this Web site are covered under the following guidelines:

1. The United States Army Recruiting Web site (GoArmy.com) is provided as a public service by the United States Army Accessions Command (USAAC) and the Department of the Army.
2. Information presented on the Army Recruiting Web site is considered public information and may be distributed or copied. Use of photographs,

information request forms included in this Web site are covered under the following guidelines:


1. The United States Army Recruiting Web site (GoArmy.com) is provided as a public service by the United States Army Accessions Command (USAAC) and the Department of the Army.

2. Information presented on the Army Recruiting Web site is considered public information and may be distributed or copied. Use of photographs, videos and music requires permission remain the property of the Army or copyright owner and may not be reproduced except by permission.


3. Privacy Act Notice: Disclosure of any information by you is entirely voluntary. However, delays in providing you requested materials result by not providing complete information. All information collected will be used strictly for recruiting purposes. The authority for collection of this information is Title 10, United States Code, Section 503.

4. For site management, information is collected for statistical purposes. This government computer system uses software programs to create summary statistics, which are used for such purposes as assessing

Scroll
Down



Click Accept
Then Continue



All your information is kept private until you choose to release it to a Recruiter.

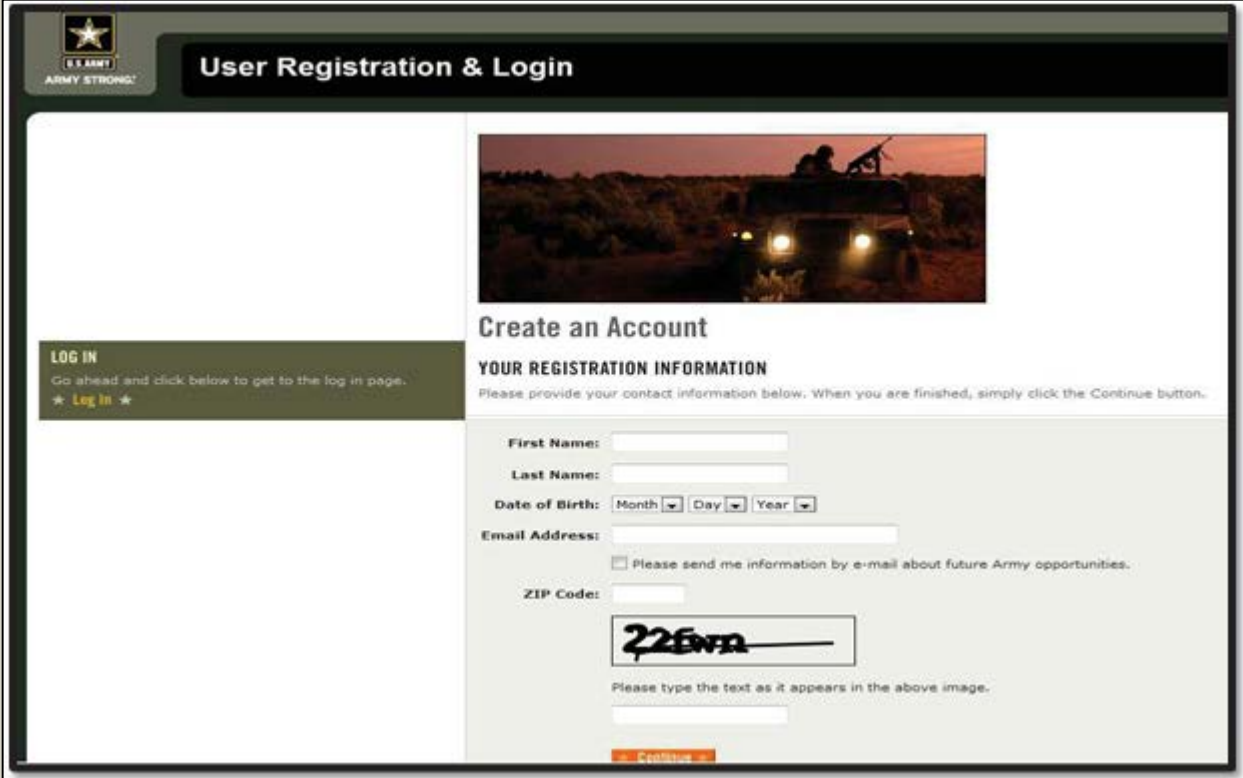
You must accept this agreement before you can continue.

Accept Decline

★ Continue ★

4. Once Create an Account has been selected the Cadet will be taken to the User Registration & Login of My.GoArmy.com webpage .

- a. The Cadet must select “Create an Account”.
- b. Enter **First** Name.
- c. Enter **Last** Name.
- d. Select **Date of Birth**
- e. Enter a valid commercial email address (e.g. @yahoo.com, @Gmail.com, @schoolname.edu). Cadet must access this email frequently for information updates.
- f. Enter the **Security** text as it appears.
- g. Select **Continue**.



User Registration & Login

LOG IN
Go ahead and click below to get to the log in page.
★ [Log In](#) ★

Create an Account

YOUR REGISTRATION INFORMATION
Please provide your contact information below. When you are finished, simply click the Continue button.

First Name:

Last Name:

Date of Birth: Month Day Year

Email Address:

Please send me information by e-mail about future Army opportunities.

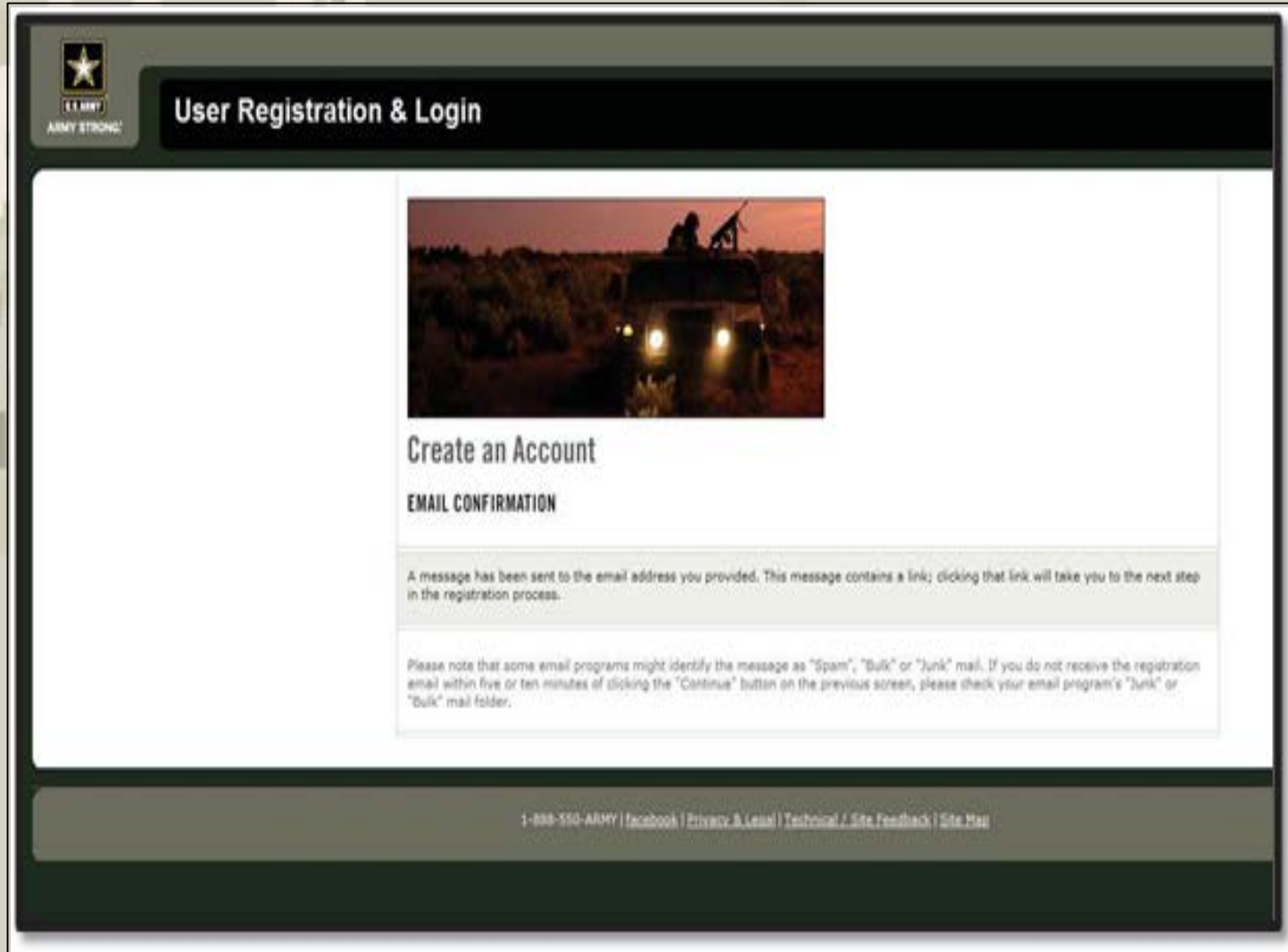
ZIP Code:

226771

Please type the text as it appears in the above image.

[Continue](#)

5. After the Cadet selects Continue they will be taken to an Email Confirmation Screen.



The screenshot displays the Army's user registration and login interface. At the top left, the Army logo features a star above the text "ARMY STRONG!". To the right, the page title "User Registration & Login" is displayed in white on a dark background. The main content area is white and contains a central image of a soldier in a vehicle at dusk. Below the image, the heading "Create an Account" is followed by the sub-heading "EMAIL CONFIRMATION". A message box states: "A message has been sent to the email address you provided. This message contains a link; clicking that link will take you to the next step in the registration process." A second message box below it reads: "Please note that some email programs might identify the message as 'Spam', 'Bulk' or 'Junk' mail. If you do not receive the registration email within five or ten minutes of clicking the 'Continue' button on the previous screen, please check your email program's 'Junk' or 'Bulk' mail folder." At the bottom of the page, a dark footer bar contains the text: "1-888-550-ARMY | facebook | Privacy & Legal | Technical / Site Feedback | Site Map".

6. An Email will be sent to the Email Address the Cadet entered when completing the account setup.

Self Registration Confirmation

Self Register [register@goarmy.com]

Sent: Fri 9/16/2011 12:39 PM

To: Mitchell, Michael G Mr CTR US USA TRADOC USAAC

Dear GoArmy.com Member,

You have received this message because either you or someone else using this email address has registered to become a member or forgot their password at our website.

You must verify your email address by visiting the link below.

<https://my.goarmy.com/accounts/register/VerifyUser.do?email=michael.mitchell%40usaac.army.mil&confirmationCode=ZgmcJC6CYsZgjYheNxFP>

Please keep the following things in mind:

- ** You need to enter the ENTIRE URL into your web browser (try to copy & paste).
- ** Upon verifying your email address, you will be asked to log in.

Thank you for visiting GoArmy.com.

U.S. Army does not send unsolicited email messages. You have received this message because either you or someone else using this email address has registered to become a member at our web site. This e-mail was sent by United States Recruiting Command, 3rd Ave, Fort Knox, KY 40121.

This is an automatic email -- Do Not Reply to This Email.

7. The Cadet can select the link within the message. It will take them to the Set Password portion of the Create an Account in My.GoArmy.com.

8. The Cadet will need to set their password.

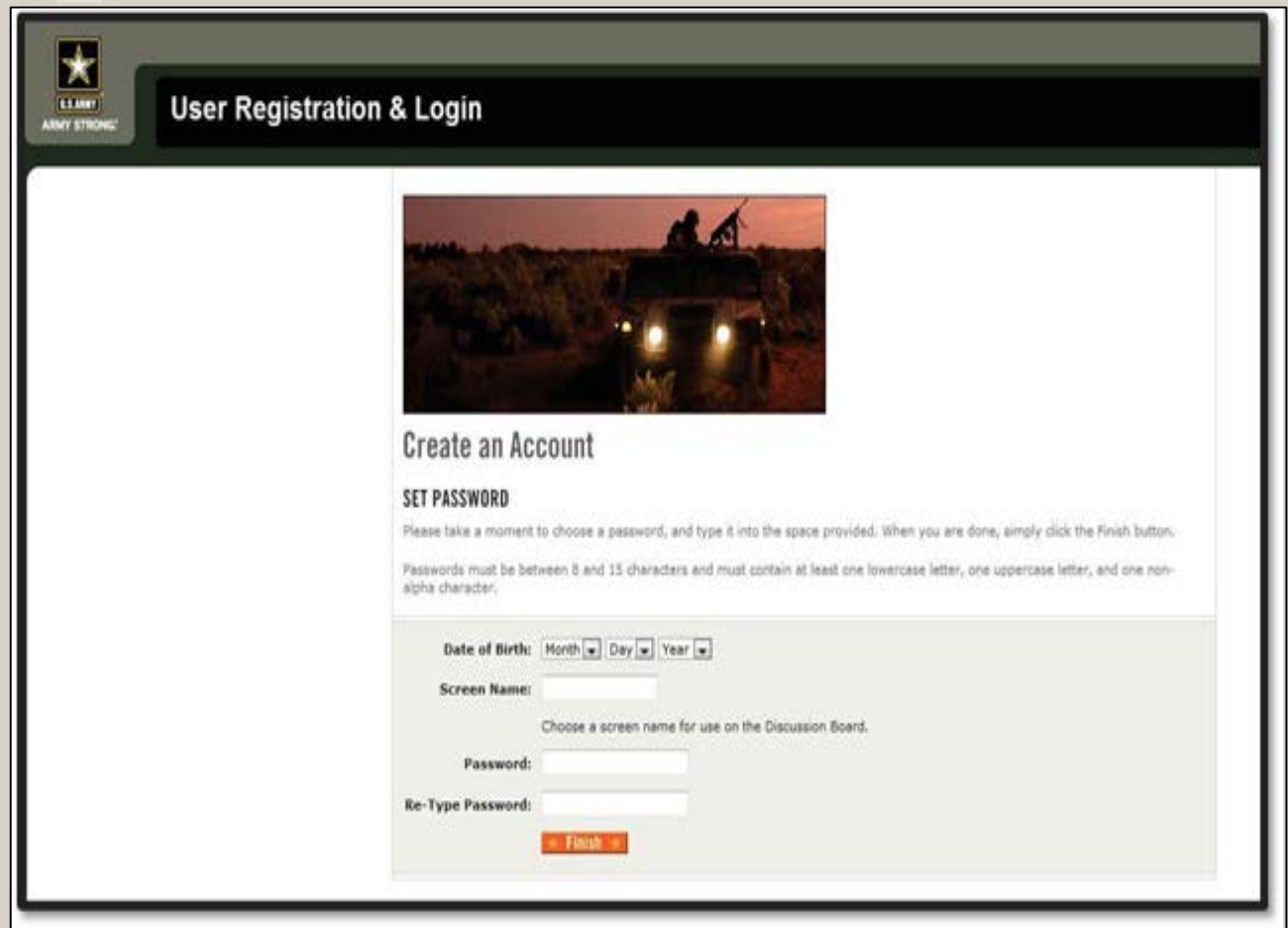
a. Cadet must select the Date of Birth they entered during a previous step.

b. Enter a Screen Name.

c. Enter a Password. (Please Read the instructions on the webpage for password requirements.)

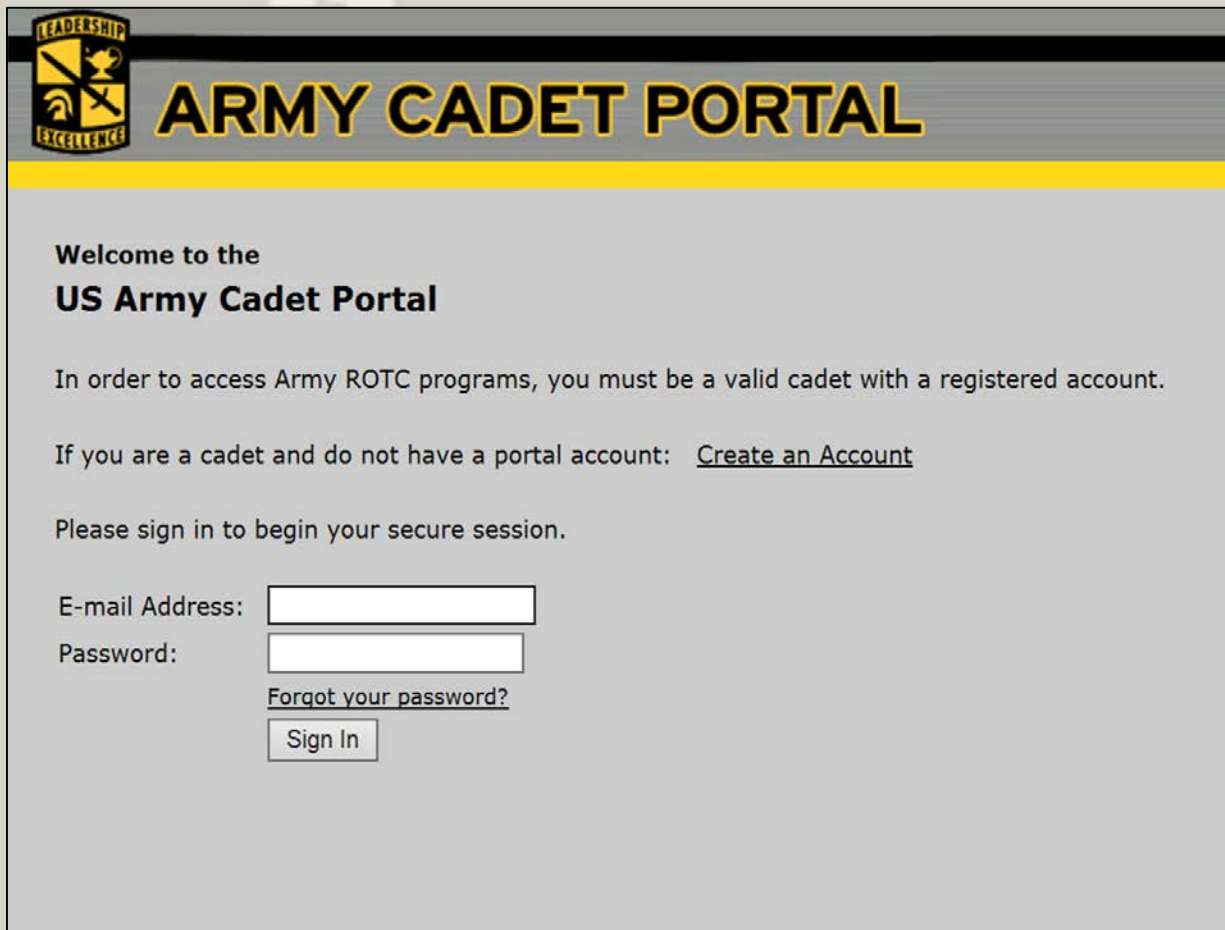
d. Retype password.

e. Select Finish.



The screenshot shows the 'User Registration & Login' page on My.GoArmy.com. The page features the Army logo and the slogan 'ARMY STRONG'. The main heading is 'Create an Account'. Below this, there is a section titled 'SET PASSWORD' with instructions: 'Please take a moment to choose a password, and type it into the space provided. When you are done, simply click the Finish button. Passwords must be between 8 and 15 characters and must contain at least one lowercase letter, one uppercase letter, and one non-alpha character.' The form includes a 'Date of Birth' field with dropdown menus for 'Month', 'Day', and 'Year'. There are also input fields for 'Screen Name', 'Password', and 'Re-Type Password'. A red 'Finish' button is located at the bottom of the form.

9. After the Cadet selects Finish they will be brought to the Army Cadet Portal sign in page.
 - a. The Cadet must **enter the email** address they used for creating the account in My.GoArmy.com.
 - b. The Cadet must **enter the password** they created during the account setup in My.GoArmy.com.
 - c. Cadet must select Sign In.



The image shows a screenshot of the Army Cadet Portal sign-in page. At the top left is the Army Cadet logo, which features a shield with a cadet's head, a sword, and a caduceus, with the words "LEADERSHIP" and "EXCELLENCE" on either side. To the right of the logo, the text "ARMY CADET PORTAL" is displayed in a large, bold, yellow font with a black outline. Below this header, the page has a light gray background. The text "Welcome to the US Army Cadet Portal" is centered. Below that, a message states: "In order to access Army ROTC programs, you must be a valid cadet with a registered account." Further down, it says: "If you are a cadet and do not have a portal account: [Create an Account](#)". Below this is the instruction: "Please sign in to begin your secure session." The sign-in form consists of two input fields: "E-mail Address:" followed by a white rectangular box, and "Password:" followed by another white rectangular box. Below the password field is a link that says "Forgot your password?". At the bottom of the form is a button labeled "Sign In".

LEADERSHIP
EXCELLENCE

ARMY CADET PORTAL

Welcome to the
US Army Cadet Portal

In order to access Army ROTC programs, you must be a valid cadet with a registered account.

If you are a cadet and do not have a portal account: [Create an Account](#)

Please sign in to begin your secure session.

E-mail Address:

Password:

[Forgot your password?](#)

10. The Cadet will now be asked to verify identity and contracted status by entering their SSN and Date of Birth.

The screenshot shows the 'Verify Identity' page of the Army Cadet Portal. The page has a yellow header with the text 'Verify Identity'. On the left is a black sidebar with navigation links: Home, Profile, Department Contacts, CLIP, Create New Application, View Applications, CULP Deployment, Create New Application, View Applications, and v1.00.003. The main content area contains two input fields: '* SSN:' and '* Date of Birth:'. Below these fields is a 'Verify' button. A '< Previous Page' link is visible in the top right corner.

11. Once the Cadet has been verified by the application they will be brought to the Home screen below. Click Create New Application.

The screenshot shows the 'ROTC Languages Home' page of the Army Cadet Portal. The page has a yellow header with the text 'ROTC Languages Home'. On the left is a black sidebar with navigation links: Home, Profile, Department Contacts, CLIP, Create New Application, View Applications, CULP Deployment, Create New Application, View Applications, and v1.00.003. The main content area contains a 'Welcome to...' message, a 'CLIP Application List' section with a message 'No applications have been submitted' and an 'Add CLIP Application' button, and a 'CULP Deployment Application List' section with a table.

Submitted	Deployment Region	Deployment Type	Status	Action
08/12/2011	Asia/PACOM	Humanitarian/Non Governmental Agency (NIGO)	Pending	View Edit

NOW YOU ARE READY TO APPLY FOR YOUR OVERSEAS DEPLOYMENT.

The next step is to create an application. Many of the fields are required so please have your personal and professional information available before you begin. You must have a ROTC Blackboard account as much of the information about your future administrative and training requirements will only be available on the ROTC Blackboard.

Your application will require you to provide complete and correct information because your answers determine the number of Order of Merit List points you receive verified by your PMS. Please be accurate. Click on “Create New Application” link under CU&LP Deployment (Shown above) to begin.

Below is the current country list for Summer ‘19. Each Team is comprised of 11 Cadets and an E7-CPT Team Leader with a Mission Commander (LTC/ PMS) per country.

Cadets can pick a geographic combatant command area of the world preference in ACP and if OML is high enough they may get their choice.

AFRICOM	INDO-PACOM	CENTCOM	EUCOM	SOUTHCOM
Angola	Thailand	Uzbekistan	Romania	Argentina
Rwanda	Sri Lanka		Bulgaria	Chile
Morocco	Philippines		Hungary	Peru
Rep of Congo	Indonesia		Latvia	Panama
Botswana	Mongolia		Lithuania	Guatemala
Senegal	Nepal		Estonia	Honduras
				Guyana

Application and Statement of Understanding



ARMY CADET PORTAL

Welcome, Beau Fuller | [Logout](#)

Home
Profile
Department Contacts
CULP Deployment
 Create New Application
 View Applications
Employment Opportunities
PaYS
 View PaYS Info
 View Reserved Jobs
EPAF

Culture and Language Deployment Application

Privacy Act Statement

[< Previous Page](#)

AUTHORITY: 10 U.S. Code 103 (See 2103,2104).

PRINCIPAL PURPOSE: To obtain personal data to determine eligibility for participation in Culture and Language Deployments.

ROUTINE USES. (1) To secure information on addresses and telephone numbers for use in the event of illness, injury, or death while participating in ROTC activities and (2) To make a matter of record the information provided by the cadet for OML ranking.

MANDATORY OR VOLUNTARY DISCLOSURE AND EFFECT ON INDIVIDUAL NOT PROVIDING INFORMATION:
Disclosure of information is voluntary; however failure to furnish any or all of the requested information may delay processing of application.

Statement of Understanding

Culture and Language Deployments are a 3-4 week Active Duty for Professional Development Training opportunity. Cadets will be attached to USACC for Command and Control and be subject to the provisions of the Uniform Military Code of Military Justice.

Check Boxes



Statement of Understanding

Check
the
boxes
confirming
you
understand

Statement of Understanding

- Culture and Language Deployments are a 3-4 week Active Duty for Professional Development Training opportunity. Cadets will be attached to USACC for Command and Control and be subject to the provisions of the Uniform Military Code of Military Justice.
- During Culture and Language Deployments, Cadets are in Active Duty status; therefore they will not consume any alcohol during travel and must abide by USACC Alcohol and Drug policies during the entire deployment period.
- Lodging, meals, and transportation are provided by the government. Cadets will stay at the coordinated billets/lodging. *Cadets will not stay with local family or friends.*
- As Cadets are under USACC control, no Cadets will be released from the internship at the overseas location. *All Cadets must return to the post-deployment site.*
- Privately Owned Vehicles (POVs) and rental vehicles are not authorized unless specifically stated on the cadet orders. *Cadets electing to purchase, rent, or drive a POV in connection with the deployment and while not authorized WILL NOT be reimbursed.*
- Cadets SUCCESSFULLY completing Active Duty deployment periods which exceeds 28 days may be authorized Cadet Pay.
- Cadets will submit travel vouchers within five days of completion of travel. *Passport expenses are reimbursable. Immunization expenses and associated medical visit expenses are reimbursable upon completion of travel (SF 1164).*

Statement of Understanding Cont.

Check final
boxes



Cadets SUCCESSFULLY completing Active Duty deployment periods which exceeds 28 days may be authorized Cadet Pay.

Cadets will submit travel vouchers within five days of completion of travel. *Passport expenses are reimbursable. Immunization expenses and associated medical visit expenses are reimbursable upon completion of travel (SF 1164).*

Accepting the agreement below, I agree to the provisions of the culture and language deployment policies.

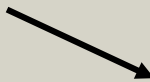
1. I understand that the Commander, USACC or Chief, Culture and Language Division, USACC retains the authority to release me from this deployment for any reason.

2. I will obey the orders of the Deployment Cadre Leaders and perform to the best of my ability.

3. I understand that if I report to the CULP assignment and I choose not to participate or complete the assignment; my return travel will be at my own personal expense. I will only be released from this duty by an emergency situation. (Validated by Red Cross, etc.). The end date for my assignment is the end date indicated on my orders.

Accept Decline

Then Accept



Then Create
New
Application




Create New Application

FOR OFFICIAL USE ONLY

Personal Info

Put in accurate info especially a good email that you check regularly!



ARMY CADET PORTAL

Welcome, Beau Fuller | [Logout](#)

Profile

[Home](#)
[Profile](#)
[Department Contacts](#)
[CULP Deployment](#)
[Create New Application](#)
[View Applications](#)
[Employment Opportunities](#)
[PaYS](#)
[View PaYS Info](#)
[View Reserved Jobs](#)
[EPAF](#)

[< Previous Page](#)

Please make sure the following information is current and complete.

Personal Information

* First Name:

* Middle Name: No middle name

* Last Name:

Suffix:

* Gender: Male Female

* Citizenship:

Place of Birth

* City:

* State:

* Country:

Address

* Street:

* City: * State: * ZIP:

* Country:

Email Addresses

Type	Email	Primary [1]	Action
Personal	Gomer.pyle@google.com	Y	<input type="button" value="Edit"/> <input type="button" value="Delete"/>

[1] NOTE: All email communication will be sent to the email address you choose as primary.

Phone Numbers

Type	Phone	Ext	Primary	Action
Additional	931-222-2222		Y	<input type="button" value="Edit"/> <input type="button" value="Delete"/>

University Currently Attending

School and Emergency Contact Info

University Currently Attending

* **School of Record:** MIDWAY COLLEGE

Emergency Contact Information


* **Contact First Name:**

* **Contact Last Name:**

* **Contact Phone:**

* **Relationship:** ▼

Input accurate information

Click 

FOR OFFICIAL USE ONLY

Application Process

Home
Profile
Department Contacts
CULP Deployment
 Create New Application
 View Applications
Employment Opportunities
PaYS
 View PaYS Info
 View Reserved Jobs
EPAF

CULP Deployment Application

< Previous Page

Application

Email

NOTE: All email communication will be sent to the email address you chose as primary on your profile.

Primary Email: Gomer.pyle@google.com

Eligibility or Qualification Status

Eligibility Check

What is your eligibility?

Are you a Green To Gold (GTG) Cadet?
*

Pull down arrow
Check that apply

Green to Gold **can** apply!!
ADO **Cannot** Apply for CU&LP

Answer Security Clearance Questions ?

Again required info, fill in if known or completed

Security Clearance Status

Sign up for Army Knowledge On-line

Required No Later than 15 Dec.
Information/Instruction Link
(<http://www.us.army.mil>)

Pull down arrow
Check that apply

DODMERB Physical (Needed by 1 Feb)

Required No Later than 2 Mar.
Information/Instruction Link
(<https://www.rotc.blackboard.com>)

Have you completed your Background Investigation application and applied for a Security Clearance?

*

Scholarship Status

Are you on an Reserve Officer Training Corps (ROTC) Scholarship?

*

Qualifications

SMP is used for country assignment based on NG unit alignment to a country.

Qualifications Are used for possible mission consideration.

Additional Qualifications

Have you previously attended a CULP overseas training event?

* Note that as an ROTC cadet you may attend CULP only once.

Previous attendees need not apply.

Pull down arrow
Check that apply

Are you a member of the Simultaneous Membership Program (SMP) in the National Guard (NG) or United States Army Reserve (USAR)?

Pull down arrow
Check if it applies. More questions if yes.

Military Qualifications

Check if you have completed the following courses:

- Airborne Training
- Air Assault Training
- Mountain Warfare Training
- Jungle Warfare Training
- Ranger Training
- Sapper Training

Check any if completed used for mission consideration.

Academic, Region and Scheduling

Information here will be verified by HRA/PMS

Regions are on cover of this guide book

Return only authorized to home of record or university.

Academic Information

* **School of Record:** MIDWAY COLLEGE

* **MS Level:**

* **Academic Major:**

* **Academic GPA:** If you are MSL 1, Use your projected Mid term GPA

* **ROTC GPA:** If you are MSL 1, your MSL 1 instructor can give you the projected mid-term GPA to use.

This data will be pulled from CCIMM for OML calculation. If data is wrong, have HRA update in CCIMM and it will refresh here in 30 minutes.

Deployment Regions

Culture and Language deployments are assigned on a highly competitive basis based upon the Cadets' qualifications and Brigade Commanders Cadet Professional Development Training Priorities. You may request a region; however, you may not receive your choice.

* **Region Requested:**

Choose
AFRICOM
CENTCOM
EUCOM
INDOPACOM
SOUTHCOM
Only 1 pick.

Scheduling Information

Location from which you will begin travel to Pre-Deployment Site:

* **City:**

* **State:**

Location to which you will return upon completion of Post Deployment:

Language Skill Level Pulled from CCIMM (No Longer hand entered in ACP) (HRA or Program does CCIMM Entries)

Language is used in OML bonus point calculation now pulled from CCIMM page shown here.

Ensure all cadet language abilities are entered in CCIMM and shows as read only in Army Cadet Portal.

Language data found under Student/ Cadet Info; Foreign Language; FLSA Tab.

For additional Languages Click

Ensure Overall Level 1-7 is entered.

CU&LP uses Army Strategic Language List priorities to determine point values.

Cadet Command Information Management Module (CCIMM)
STINGER, RUSSELL GS13
Headquarters Cadet Command

Favorites ▾ Main Menu ▾ > Student/Cadet Information ▾ > Foreign Language

FLSA DLAB DLPT Lang Cred Hrs Cultural Awareness HS Experience

Cadet: Enrollment Status: Contracted Scholarship - E\$
Battalion: Mission Set: 2017

Language Skill Level Key

1. NO USABLE SKILL	5. GOOD (Can Get Along Pretty Well With The Language)
2. MINIMAL (Understand Only Bits and Pieces)	6. EXCELLENT (Very Comfortable Using The Language)
3. LIMITED (Basic Survival Skills)	7. FLUENT (Native/Near-Native Ability)
4. FAIR (Understand Some Words and Phrases)	

* Only ONE (1) assessment allowed per language.

Foreign Languages Self Assessment (FLSA) Find First 1 of 1 Last

* Language: **Select Language**

* Reading Level: * Writing Level:

* Listening Level: * Speaking Level:

* Overall Level:

Last Updated By: Last Updated Date:

Save Return to Search Previous in List Next in List Refresh

FLSA | DLAB | DLPT | Lang Cred Hrs | Cultural Awareness | HS Experience

* If Languages in ACP are not reflected ensure CCIMM is up to date

HRA and PMS Verification / Recommendation

HR Administrator will log into Cadet Portal to verify personal data pulled from CCIMM(e.g. Height/Weight, APFT, etc) in the ADMIN Data action. Once complete, PMS will make recommendation as soon as feasible before 31 Oct 18 so Cadet can be considered for selection.

CU&LP Access Instructions:

1. Go to your USAAC IKROme Home Page Portal
2. Login if required
3. Select the "My Launcher" drop down menu in the header bar
4. Select the Cadet Portal link under Applications Tab.
5. To approve a Cadet after the ADMIN Data is verified, enter the Admin Data tab and Select the Recommendation Drop Down field at that bottom of the screen. Choose either "Recommended" or "Not Recommended".

After the Cadet completes and submits application the HRA will verify the following Information by clicking on Admin Data under the action column.

This will generate an OML Score that CU&LP will see.

The only action required after this is for the PMS to recommend or not recommend the Cadet.

CU&LP will then see recommendation and packet is complete.

Cadets should be counseled if PMS does not recommend selection.

cadetportal.usacc.army.mil/culp/Adr Army Cadet Portal

05/19/2017
Date of First Day of Classes after Next Summer Break:
08/22/2017

Cadet Language Information

Language	Type	Self Assessment
German	High School Course	Beginner - Pidgin reading and understanding

ROTC Battalion Professor of Military Science

* Cadet Contract Date:

* Cadet Height: feet inches

* Cadet Weight: lbs

* Meets AR 600-9:

* APFT Pass/Fail:

* APFT Score:

* APFT Date:

* Cadet Security Access:

* Date of Last Physical:

* Results of Medical Physical:

* Clearance Granted Date: If the applicant doesn't have Security Access, put the application date or projected application date.

* Recommendation:

Record Modification History

Initially Created By:
Last Updated By:

Save Cancel

This data will be pulled from CCIMM for OML calculation and will now be read only. If data is wrong, update in CCIMM and it will refresh here in 30 Min.

Once Submitted

- **Once application is submitted, CU&LP will determine the OML ranking based on academic GPA, ROTC GPA, APFT, MS level and language.**
- **Once PMS Recommends or Not Recommends the file is locked for further updates and CCIMM pulls. If APFT or GPA changes during application period, PMS will have to take Recommendation back to blank field and recommend again after ACP updates with new data prior to 31 Oct.**
- **Cadets will be assigned based on OML, experience and preference. Cadets lower on the OML will be assigned country teams based on remaining slots.**
- **Cadets will receive a notification letter with further instructions requiring you to accept and sign memorandum with PMS. If a Cadet declines he/she will not be reassigned another country, but dropped from consideration for that FY.**
- **If there are any issues with Cadet Portal or submitting application contact HRA/ APMS or Mr Doug Kadetz CU&LP at 502-613-1224 . Please provide error message in email or a screen shot to troubleshoot .**
- **Good Luck!**

Error Messages

A User is already associated to that SSN with email address [XXXXX@domain.](#)

If you received this message, it means that the your ACP account is associated with a different email address than the one that was just used for login. If you know the other email address, then log in to Go Army with that email address. If you do not know the other email address, then submit full name and date of birth to ACP Support, along with a screen shot of the error message.

Your CCIMM Cadet record indicates that you are not in an eligible enrollment status to create an application. Please contact your Professor of Military Science or Human Resource Administrator for assistance.

If you received this message, it means that you are not in a Contracted enrollment or you are GTG ADO status in CCIMM. The Cadet should have APMS check the enrollment status in CCIMM.

Cadet Identity could not be verified. The last name associated with the GoArmy User Id does not match the CCIMM Cadet last name. Please contact your Professor of Military Science or Human Resource Administrator for assistance.

If you received this message, it means that the last name in Go Army does not match the last name in CCIMM. Hyphenated names are usually the issue, enter as it is displayed in CCIMM. The first thing you should do is check your last name in Go Army and then have your PMS check the last name in CCIMM. If both appear to be the same, then submit the Cadet's Go Army email address to ACP Support, along with a screen shot of the error message.