

Note: Revisions made through the Prior Year Data Revision System are not available for the selected collection year.

### Fall Enrollment 2022

Institution: Eastern Washington University (235097)

#### Part Selection

Completion of Part B (Enrollment of Students by Age) is optional this year.

**Do you wish to complete Part B this year?**

If you select 'Yes', you will be expected to complete the Part B screens.

If you select 'No', you will skip Part B.

- No, I will not complete Part B
- Yes, I will complete Part B

[Back to top](#)


Institution: Eastern Washington University (235097)

Fall Enrollment - CIP CODE Selection


Indicate which of the following fields of study are offered by your institution. In addition to reporting total undergraduate and graduate fall enrollments every year, in even-numbered years you are to report the subset of enrollments that fall within each of the CIP codes listed below.

Fields for which enrollment was reported for Fall 2020 have already been checked; please make sure all listed fields that are offered by your institution are checked.

Note: CIP codes listed below may not reflect all fields of study offered by your institution, therefore the subset of enrollments by CIP codes selected may not sum to your institution's total fall enrollment.

UNDERGRADUATE AND GRADUATE FIELDS	
<input checked="" type="checkbox"/>	13.0000 -- Education
<input checked="" type="checkbox"/>	14.0000 -- Engineering
<input checked="" type="checkbox"/>	26.0000 -- Biological and Biomedical Sciences
<input checked="" type="checkbox"/>	27.0000 -- Mathematics
<input checked="" type="checkbox"/>	40.0000 -- Physical Sciences
<input checked="" type="checkbox"/>	52.0000 -- Business, Management, Marketing, and Related Support Services
GRADUATE-ONLY FIELDS	
<input type="checkbox"/>	22.0101 -- Law (LL.B., J.D.)
<input type="checkbox"/>	51.0401 -- Dentistry (D.D.S., D.M.D.)
<input type="checkbox"/>	 51.1201 -- Medicine (M.D.)
<input type="checkbox"/>	None of the above

Yes, I confirm that I reviewed the fields of study are offered by my institution above.

 You may use the box below to provide additional context for the data you have reported above. Context notes will be posted on the College Navigator website. Therefore, you should write all context notes using proper grammar (e.g., complete sentences with punctuation) and common language that can be easily understood by students and parents (e.g., spell out acronyms).

Institution: Eastern Washington University (235097)

Part A - Fall Enrollment for Full-Time Undergraduate Students

Enrollment as of the institution's official fall reporting date or as of **October 15, 2022**

Full-time Undergraduate Students

Reporting Reminders:

- Report Hispanic/Latino individuals of any race as Hispanic/Latino
- Report race for non-Hispanic/Latino individuals only
- Even though Teacher Preparation certificate programs may require a bachelor's degree for admission, they are considered subbaccalaureate undergraduate programs, and students in these programs are undergraduate students.

**Men**

Enrolled for <u>credit</u>	Degree/certificate-seeking			Total degree/certificate-seeking	Non-degree/ non-certificate-seeking	Total, <u>Full-time undergraduate</u> students
	First-time	Non-first-time				
		Transfer-in	Continuing/ Returning			
<u>U.S. Nonresident</u>	1	1	24	26	0	26
<u>Hispanic/Latino</u>	120	44	348	512	11	523
<u>American Indian or Alaska Native</u>	9	4	22	35	0	35
<u>Asian</u>	1	1	53	55	0	55
<u>Black or African American</u>	32	15	67	114	5	119
<u>Native Hawaiian or Other Pacific Islander</u>	10	2	10	22	1	23
<u>White</u>	302	178	1,076	1,556	105	1,661
Two or more races	32	23	146	201	5	206
<u>Race and ethnicity unknown</u>	51	7	108	166	56	222
<b>Total men</b>	<b>558</b>	<b>275</b>	<b>1,854</b>	<b>2,687</b>	<b>183</b>	<b>2,870</b>
<b>Total men prior year</b>	<b>510</b>	<b>318</b>	<b>2,064</b>	<b>2,892</b>	<b>157</b>	<b>3,049</b>

**Women**

Enrolled for <u>credit</u>	Degree/certificate-seeking			Total degree/certificate-seeking	Non-degree/ non-certificate-seeking	Total, <u>Full-time undergraduate</u> students
	First-time	Non-first-time				
		Transfer-in	Continuing/ Returning			
<u>U.S. Nonresident</u>	3	0	20	23	2	25
<u>Hispanic/Latino</u>	180	66	528	774	9	783
<u>American Indian or Alaska Native</u>	9	8	26	43	4	47
<u>Asian</u>	5	2	68	75	2	77
<u>Black or African American</u>	29	4	83	116	3	119
<u>Native Hawaiian or Other Pacific Islander</u>	15	0	16	31	0	31
<u>White</u>	416	237	1,406	2,059	130	2,189
Two or more races	38	21	171	230	8	238
<u>Race and ethnicity unknown</u>	85	7	120	212	92	304
<b>Total women</b>	<b>780</b>	<b>345</b>	<b>2,438</b>	<b>3,563</b>	<b>250</b>	<b>3,813</b>
<b>Total women prior year</b>	<b>768</b>	<b>457</b>	<b>2,665</b>	<b>3,890</b>	<b>264</b>	<b>4,154</b>

<b>Grand total (men+women)</b>	<b>1,338</b>	<b>620</b>	<b>4,292</b>	<b>6,250</b>	<b>433</b>	<b>6,683</b>
<b>Grand total (men+women) prior year</b>	<b>1,278</b>	<b>775</b>	<b>4,729</b>	<b>6,782</b>	<b>421</b>	<b>7,203</b>

Back to top

Institution: Eastern Washington University (235097)

Part A - Fall Enrollment for Full-Time Undergraduate Students: CIP CODE:13.0000

Enrollment as of the institution's official fall reporting date or as of **October 15, 2022**

CIP CODE: 13.0000 -- Education

Full-time undergraduate students

- Report Hispanic/Latino individuals of any race as Hispanic/Latino
- Report race for non-Hispanic/Latino individuals only

**Men**

Enrolled for <u>credit</u>	<u>Degree/certificate-seeking</u>			Total degree/certificate-seeking	Non-degree/ non-certificate-seeking	Total, <u>Full-time</u> <u>undergraduate</u> students
	<u>First-time</u>	<u>Non-first-time</u>				
		<u>Transfer-in</u>	<u>Continuing/ Returning</u>			
<u>U.S. Nonresident</u>	0	0	1	1	0	1
<u>Hispanic/Latino</u>	0	2	32	34	0	34
<u>American Indian or Alaska Native</u>	0	0	3	3	0	3
<u>Asian</u>	0	0	2	2	0	2
<u>Black or African American</u>	0	0	1	1	0	1
<u>Native Hawaiian or Other Pacific Islander</u>	0	0	0	0	0	0
<u>White</u>	1	3	90	94	0	94
Two or more races	0	0	13	13	0	13
<u>Race and ethnicity unknown</u>	0	0	4	4	0	4
<b>Total men</b>	<b>1</b>	<b>5</b>	<b>146</b>	<b>152</b>	<b>0</b>	<b>152</b>

**Women**

Enrolled for <u>credit</u>	<u>Degree/certificate-seeking</u>			Total degree/certificate-seeking	Non-degree/ non-certificate-seeking	Total, <u>Full-time</u> <u>undergraduate</u> students
	<u>First-time</u>	<u>Non-first-time</u>				
		<u>Transfer-in</u>	<u>Continuing/ Returning</u>			
<u>U.S. Nonresident</u>	0	0	0	0	0	0
<u>Hispanic/Latino</u>	1	2	49	52	0	52
<u>American Indian or Alaska Native</u>	0	0	2	2	0	2
<u>Asian</u>	0	0	5	5	0	5
<u>Black or African American</u>	0	0	4	4	0	4
<u>Native Hawaiian or Other Pacific Islander</u>	0	0	2	2	0	2
<u>White</u>	3	1	208	212	0	212
Two or more races	0	0	14	14	0	14
<u>Race and ethnicity unknown</u>	0	0	14	14	0	14
<b>Total women</b>	<b>4</b>	<b>3</b>	<b>298</b>	<b>305</b>	<b>0</b>	<b>305</b>

<b>Grand total (men+women)</b>	<b>5</b>	<b>8</b>	<b>444</b>	<b>457</b>	<b>0</b>	<b>457</b>
<b>Grand total (men+women) 2020-21</b>	<b>7</b>	<b>25</b>	<b>504</b>	<b>536</b>	<b>31</b>	<b>567</b>

Back to top

Institution: Eastern Washington University (235097)

Part A - Fall Enrollment for Full-Time Undergraduate Students: CIP CODE:14.0000

Enrollment as of the institution's official fall reporting date or as of **October 15, 2022**

CIP CODE: 14.0000 -- Engineering

Full-time undergraduate students

- Report Hispanic/Latino individuals of any race as Hispanic/Latino
- Report race for non-Hispanic/Latino individuals only

**Men**

Enrolled for <u>credit</u>	<u>Degree/certificate-seeking</u>			Total degree/certificate-seeking	Non-degree/ non-certificate-seeking	Total, <u>Full-time</u> <u>undergraduate</u> students
	<u>First-time</u>	<u>Non-first-time</u>				
		<u>Transfer-in</u>	<u>Continuing/ Returning</u>			
<u>U.S. Nonresident</u>	0	0	1	1	0	1
<u>Hispanic/Latino</u>	0	1	21	22	0	22
<u>American Indian or Alaska Native</u>	0	0	0	0	0	0
<u>Asian</u>	0	0	5	5	0	5
<u>Black or African American</u>	0	0	3	3	0	3
<u>Native Hawaiian or Other Pacific Islander</u>	0	0	0	0	0	0
<u>White</u>	5	6	94	105	0	105
Two or more races	0	0	10	10	0	10
<u>Race and ethnicity unknown</u>	0	1	9	10	0	10
<b>Total men</b>	<b>5</b>	<b>8</b>	<b>143</b>	<b>156</b>	<b>0</b>	<b>156</b>

**Women**

Enrolled for <u>credit</u>	<u>Degree/certificate-seeking</u>			Total degree/certificate-seeking	Non-degree/ non-certificate-seeking	Total, <u>Full-time</u> <u>undergraduate</u> students
	<u>First-time</u>	<u>Non-first-time</u>				
		<u>Transfer-in</u>	<u>Continuing/ Returning</u>			
<u>U.S. Nonresident</u>	0	0	1	1	0	1
<u>Hispanic/Latino</u>	0	0	3	3	0	3
<u>American Indian or Alaska Native</u>	0	0	0	0	0	0
<u>Asian</u>	0	0	2	2	0	2
<u>Black or African American</u>	0	0	2	2	0	2
<u>Native Hawaiian or Other Pacific Islander</u>	0	0	0	0	0	0
<u>White</u>	0	0	10	10	0	10
Two or more races	0	0	1	1	0	1
<u>Race and ethnicity unknown</u>	0	0	3	3	0	3
<b>Total women</b>	<b>0</b>	<b>0</b>	<b>22</b>	<b>22</b>	<b>0</b>	<b>22</b>

<b>Grand total (men+women)</b>	<b>5</b>	<b>8</b>	<b>165</b>	<b>178</b>	<b>0</b>	<b>178</b>
<b>Grand total (men+women) 2020-21</b>		<b>4</b>	<b>166</b>	<b>170</b>		<b>170</b>

Back to top

Institution: Eastern Washington University (235097)

Part A - Fall Enrollment for Full-Time Undergraduate Students: CIP CODE:26.0000

Enrollment as of the institution's official fall reporting date or as of **October 15, 2022**

CIP CODE: 26.0000 -- Biological and Biomedical Sciences

Full-time undergraduate students

- Report Hispanic/Latino individuals of any race as Hispanic/Latino
- Report race for non-Hispanic/Latino individuals only

**Men**

Enrolled for <u>credit</u>	<u>Degree/certificate-seeking</u>			Total degree/certificate-seeking	Non-degree/ non-certificate-seeking	Total, <u>Full-time</u> <u>undergraduate</u> students
	<u>First-time</u>	<u>Non-first-time</u>				
		<u>Transfer-in</u>	<u>Continuing/ Returning</u>			
<u>U.S. Nonresident</u>	0	0	2	2	0	2
<u>Hispanic/Latino</u>	0	0	21	21	0	21
<u>American Indian or Alaska Native</u>	0	0	3	3	0	3
<u>Asian</u>	0	0	5	5	0	5
<u>Black or African American</u>	0	0	1	1	0	1
<u>Native Hawaiian or Other Pacific Islander</u>	0	0	0	0	0	0
<u>White</u>	0	2	62	64	0	64
Two or more races	0	0	12	12	0	12
<u>Race and ethnicity unknown</u>	0	0	7	7	0	7
<b>Total men</b>	<b>0</b>	<b>2</b>	<b>113</b>	<b>115</b>	<b>0</b>	<b>115</b>

**Women**

Enrolled for <u>credit</u>	<u>Degree/certificate-seeking</u>			Total degree/certificate-seeking	Non-degree/ non-certificate-seeking	Total, <u>Full-time</u> <u>undergraduate</u> students
	<u>First-time</u>	<u>Non-first-time</u>				
		<u>Transfer-in</u>	<u>Continuing/ Returning</u>			
<u>U.S. Nonresident</u>	0	0	1	1	0	1
<u>Hispanic/Latino</u>	0	0	42	42	0	42
<u>American Indian or Alaska Native</u>	0	0	1	1	0	1
<u>Asian</u>	0	0	13	13	0	13
<u>Black or African American</u>	0	0	6	6	0	6
<u>Native Hawaiian or Other Pacific Islander</u>	0	0	0	0	0	0
<u>White</u>	1	1	106	108	0	108
Two or more races	0	0	16	16	0	16
<u>Race and ethnicity unknown</u>	1	0	12	13	0	13
<b>Total women</b>	<b>2</b>	<b>1</b>	<b>197</b>	<b>200</b>	<b>0</b>	<b>200</b>

<b>Grand total (men+women)</b>	<b>2</b>	<b>3</b>	<b>310</b>	<b>315</b>	<b>0</b>	<b>315</b>
<b>Grand total (men+women) 2020-21</b>	<b>4</b>	<b>14</b>	<b>368</b>	<b>386</b>	<b>2</b>	<b>388</b>

Back to top

Institution: Eastern Washington University (235097)

Part A - Fall Enrollment for Full-Time Undergraduate Students: CIP CODE:27.0000

Enrollment as of the institution's official fall reporting date or as of **October 15, 2022**

CIP CODE: 27.0000 -- Mathematics and Statistics

Full-time undergraduate students

- Report Hispanic/Latino individuals of any race as Hispanic/Latino
- Report race for non-Hispanic/Latino individuals only

**Men**

Enrolled for <u>credit</u>	<u>Degree/certificate-seeking</u>			Total degree/certificate-seeking	Non-degree/ non-certificate-seeking	Total, <u>Full-time</u> <u>undergraduate</u> students
	<u>First-time</u>	<u>Non-first-time</u>				
		<u>Transfer-in</u>	<u>Continuing/ Returning</u>			
<u>U.S. Nonresident</u>	0	0	0	0	0	0
<u>Hispanic/Latino</u>	1	0	3	4	0	4
<u>American Indian or Alaska Native</u>	0	0	0	0	0	0
<u>Asian</u>	0	0	1	1	0	1
<u>Black or African American</u>	0	0	0	0	0	0
<u>Native Hawaiian or Other Pacific Islander</u>	0	1	0	1	0	1
<u>White</u>	1	1	7	9	0	9
Two or more races	0	0	0	0	0	0
<u>Race/ethnicity unknown</u>	0	0	0	0	0	0
<b>Total men</b>	<b>2</b>	<b>2</b>	<b>11</b>	<b>15</b>	<b>0</b>	<b>15</b>

**Women**

Enrolled for <u>credit</u>	<u>Degree/certificate-seeking</u>			Total degree/certificate-seeking	Non-degree/ non-certificate-seeking	Total, <u>Full-time</u> <u>undergraduate</u> students
	<u>First-time</u>	<u>Non-first-time</u>				
		<u>Transfer-in</u>	<u>Continuing/ Returning</u>			
<u>U.S. Nonresident</u>	0	0	0	0	0	0
<u>Hispanic/Latino</u>	0	0	1	1	0	1
<u>American Indian or Alaska Native</u>	0	0	0	0	0	0
<u>Asian</u>	0	0	0	0	0	0
<u>Black or African American</u>	0	0	0	0	0	0
<u>Native Hawaiian or Other Pacific Islander</u>	0	0	0	0	0	0
<u>White</u>	2	0	5	7	0	7
Two or more races	0	0	0	0	0	0
<u>Race/ethnicity unknown</u>	0	0	0	0	0	0
<b>Total women</b>	<b>2</b>	<b>0</b>	<b>6</b>	<b>8</b>	<b>0</b>	<b>8</b>

<b>Grand total (men+women)</b>	<b>4</b>	<b>2</b>	<b>17</b>	<b>23</b>	<b>0</b>	<b>23</b>
<b>Grand total (men+women) 2020-21</b>		<b>2</b>	<b>18</b>	<b>20</b>		<b>20</b>

Back to top

Institution: Eastern Washington University (235097)

Part A - Fall Enrollment for Full-Time Undergraduate Students: CIP CODE:40.0000

Enrollment as of the institution's official fall reporting date or as of **October 15, 2022**

CIP CODE: 40.0000 -- Physical Sciences

Full-time undergraduate students

- Report Hispanic/Latino individuals of any race as Hispanic/Latino
- Report race for non-Hispanic/Latino individuals only

**Men**

Enrolled for <u>credit</u>	<u>Degree/certificate-seeking</u>			Total degree/certificate-seeking	Non-degree/ non-certificate-seeking	Total, <u>Full-time</u> <u>undergraduate</u> students
	<u>First-time</u>	<u>Non-first-time</u>				
		<u>Transfer-in</u>	<u>Continuing/ Returning</u>			
<u>U.S. Nonresident</u>	0	0	0	0	0	0
<u>Hispanic/Latino</u>	0	0	1	1	0	1
<u>American Indian or Alaska Native</u>	0	0	0	0	0	0
<u>Asian</u>	0	0	0	0	0	0
<u>Black or African American</u>	0	0	0	0	0	0
<u>Native Hawaiian or Other Pacific Islander</u>	0	0	0	0	0	0
<u>White</u>	0	1	25	26	0	26
Two or more races	0	0	4	4	0	4
<u>Race/ethnicity unknown</u>	1	0	2	3	0	3
<b>Total men</b>	<b>1</b>	<b>1</b>	<b>32</b>	<b>34</b>	<b>0</b>	<b>34</b>

**Women**

Enrolled for <u>credit</u>	<u>Degree/certificate-seeking</u>			Total degree/certificate-seeking	Non-degree/ non-certificate-seeking	Total, <u>Full-time</u> <u>undergraduate</u> students
	<u>First-time</u>	<u>Non-first-time</u>				
		<u>Transfer-in</u>	<u>Continuing/ Returning</u>			
<u>U.S. Nonresident</u>	0	0	0	0	0	0
<u>Hispanic/Latino</u>	0	0	7	7	0	7
<u>American Indian or Alaska Native</u>	0	0	0	0	0	0
<u>Asian</u>	0	0	3	3	0	3
<u>Black or African American</u>	0	0	0	0	0	0
<u>Native Hawaiian or Other Pacific Islander</u>	0	0	0	0	0	0
<u>White</u>	0	0	27	27	0	27
Two or more races	0	0	0	0	0	0
<u>Race/ethnicity unknown</u>	1	0	5	6	0	6
<b>Total women</b>	<b>1</b>	<b>0</b>	<b>42</b>	<b>43</b>	<b>0</b>	<b>43</b>

<b>Grand total (men+women)</b>	<b>2</b>	<b>1</b>	<b>74</b>	<b>77</b>	<b>0</b>	<b>77</b>
<b>Grand total (men+women) 2020-21</b>	<b>1</b>	<b>2</b>	<b>70</b>	<b>73</b>	<b>1</b>	<b>74</b>

Back to top



Institution: Eastern Washington University (235097)

Part A - Fall Enrollment for Full-Time Undergraduate Students: CIP CODE:52.0000

Enrollment as of the institution's **official fall reporting date** or as of **October 15, 2022**

CIP CODE: 52.0000 -- Business, Management, Marketing and Related Support Services

Full-time undergraduate students

- Report Hispanic/Latino individuals of any race as Hispanic/Latino
- Report race for non-Hispanic/Latino individuals only

**Men**

Enrolled for <u>credit</u>	<u>Degree/certificate-seeking</u>			Total degree/certificate-seeking	Non-degree/ non-certificate-seeking	Total, <u>Full-time</u> <u>undergraduate</u> students
	<u>First-time</u>	<u>Non-first-time</u>				
		<u>Transfer-in</u>	<u>Continuing/ Returning</u>			
<u>U.S. Nonresident</u>	0	0	8	8	0	8
<u>Hispanic/Latino</u>	0	0	37	37	0	37
<u>American Indian or Alaska Native</u>	0	0	2	2	0	2
<u>Asian</u>	0	0	10	10	0	10
<u>Black or African American</u>	0	0	4	4	0	4
<u>Native Hawaiian or Other Pacific Islander</u>	0	0	0	0	0	0
<u>White</u>	1	1	114	116	0	116
Two or more races	0	2	18	20	0	20
<u>Race/ethnicity unknown</u>	0	0	17	17	0	17
<b>Total men</b>	<b>1</b>	<b>3</b>	<b>210</b>	<b>214</b>	<b>0</b>	<b>214</b>

**Women**

Enrolled for <u>credit</u>	<u>Degree/certificate-seeking</u>			Total degree/certificate-seeking	Non-degree/ non-certificate-seeking	Total, <u>Full-time</u> <u>undergraduate</u> students
	<u>First-time</u>	<u>Non-first-time</u>				
		<u>Transfer-in</u>	<u>Continuing/ Returning</u>			
<u>U.S. Nonresident</u>	0	0	11	11	0	11
<u>Hispanic/Latino</u>	0	1	36	37	0	37
<u>American Indian or Alaska Native</u>	0	0	4	4	0	4
<u>Asian</u>	0	0	10	10	0	10
<u>Black or African American</u>	0	0	3	3	0	3
<u>Native Hawaiian or Other Pacific Islander</u>	0	0	0	0	0	0
<u>White</u>	1	0	89	90	0	90
Two or more races	0	0	9	9	0	9
<u>Race/ethnicity unknown</u>	0	0	16	16	0	16
<b>Total women</b>	<b>1</b>	<b>1</b>	<b>178</b>	<b>180</b>	<b>0</b>	<b>180</b>

<b>Grand total (men+women)</b>	<b>2</b>	<b>4</b>	<b>388</b>	<b>394</b>	<b>0</b>	<b>394</b>
<b>Grand total (men+women) 2020-21</b>	<b>12</b>	<b>22</b>	<b>686</b>	<b>720</b>	<b>17</b>	<b>737</b>

Back to top

Institution: Eastern Washington University (235097)

## Part A - Fall Enrollment for Part-time Undergraduate Students

Enrollment as of the institution's official fall reporting date or as of **October 15, 2022**Part-time Undergraduate Students

Reporting Reminders:

- Report Hispanic/Latino individuals of any race as Hispanic/Latino
- Report race for non-Hispanic/Latino individuals only
- Even though Teacher Preparation certificate programs may require a bachelor's degree for admission, they are considered subbaccalaureate undergraduate programs, and students in these programs are undergraduate students.

**Men**

Enrolled for <u>credit</u>	Degree/certificate-seeking			Total degree/certificate-seeking	Non-degree/ non-certificate-seeking	Total, <u>part-time</u> <u>undergraduate</u> students
	First-time	Non-first-time				
		Transfer-in	Continuing/ Returning			
<u>U.S. Nonresident</u>	0	0	3	3	0	3
<u>Hispanic/Latino</u>	4	0	52	56	8	64
<u>American Indian or Alaska Native</u>	1	0	2	3	1	4
<u>Asian</u>	0	0	11	11	0	11
<u>Black or African American</u>	2	3	14	19	3	22
<u>Native Hawaiian or Other Pacific Islander</u>	0	0	1	1	0	1
<u>White</u>	9	20	187	216	49	265
Two or more races	0	1	22	23	4	27
<u>Race and ethnicity unknown</u>	0	1	13	14	21	35
<b>Total men</b>	<b>16</b>	<b>25</b>	<b>305</b>	<b>346</b>	<b>86</b>	<b>432</b>
<b>Total men prior year</b>	<b>9</b>	<b>23</b>	<b>339</b>	<b>371</b>	<b>77</b>	<b>448</b>

**Women**

Enrolled for <u>credit</u>	Degree/certificate-seeking			Total degree/certificate-seeking	Non-degree/ non-certificate-seeking	Total, <u>part-time</u> <u>undergraduate</u> students
	First-time	Non-first-time				
		Transfer-in	Continuing/ Returning			
<u>U.S. Nonresident</u>	0	0	0	0	2	2
<u>Hispanic/Latino</u>	2	5	42	49	3	52
<u>American Indian or Alaska Native</u>	1	0	3	4	1	5
<u>Asian</u>	0	0	8	8	1	9
<u>Black or African American</u>	0	2	14	16	3	19
<u>Native Hawaiian or Other Pacific Islander</u>	0	0	1	1	2	3
<u>White</u>	7	26	192	225	94	319
Two or more races	0	0	18	18	7	25
<u>Race and ethnicity unknown</u>	4	3	14	21	34	55
<b>Total women</b>	<b>14</b>	<b>36</b>	<b>292</b>	<b>342</b>	<b>147</b>	<b>489</b>
<b>Total women prior year</b>	<b>18</b>	<b>60</b>	<b>358</b>	<b>436</b>	<b>130</b>	<b>566</b>

<b>Grand total (men+women)</b>	<b>30</b>	<b>61</b>	<b>597</b>	<b>688</b>	<b>233</b>	<b>921</b>
<b>Grand total (men+women) prior year</b>	<b>27</b>	<b>83</b>	<b>697</b>	<b>807</b>	<b>207</b>	<b>1,014</b>

Back to top

Institution: Eastern Washington University (235097)

Part A - Fall Enrollment for Part-time Undergraduate Students: CIP CODE:13.0000

Enrollment as of the institution's official fall reporting date or as of **October 15, 2022**

CIP CODE: 13.0000 -- Education

Part-time undergraduate students

- Report Hispanic/Latino individuals of any race as Hispanic/Latino
- Report race for non-Hispanic/Latino individuals only

**Men**

Enrolled for <u>credit</u>	Degree/certificate-seeking			Total degree/certificate-seeking	Non-degree/ non-certificate-seeking	Total, <u>part-time</u> <u>undergraduate</u> students
	<u>First-time</u>	<u>Non-first-time</u>				
		<u>Transfer-in</u>	<u>Continuing/ Returning</u>			
<u>U.S. Nonresident</u>	0	0	0	0	0	0
<u>Hispanic/Latino</u>	0	0	1	1	0	1
<u>American Indian or Alaska Native</u>	0	0	0	0	0	0
<u>Asian</u>	0	0	0	0	0	0
<u>Black or African American</u>	0	0	0	0	0	0
<u>Native Hawaiian or Other Pacific Islander</u>	0	0	0	0	0	0
<u>White</u>	0	0	9	9	0	9
Two or more races	0	0	1	1	0	1
<u>Race/ethnicity unknown</u>	0	0	1	1	0	1
<b>Total men</b>	<b>0</b>	<b>0</b>	<b>12</b>	<b>12</b>	<b>0</b>	<b>12</b>

**Women**

Enrolled for <u>credit</u>	Degree/certificate-seeking			Total degree/certificate-seeking	Non-degree/ non-certificate-seeking	Total, <u>part-time</u> <u>undergraduate</u> students
	<u>First-time</u>	<u>Non-first-time</u>				
		<u>Transfer-in</u>	<u>Continuing/ Returning</u>			
<u>U.S. Nonresident</u>	0	0	0	0	0	0
<u>Hispanic/Latino</u>	0	0	3	3	0	3
<u>American Indian or Alaska Native</u>	0	0	0	0	0	0
<u>Asian</u>	0	0	0	0	0	0
<u>Black or African American</u>	0	0	0	0	0	0
<u>Native Hawaiian or Other Pacific Islander</u>	0	0	1	1	0	1
<u>White</u>	0	0	15	15	0	15
Two or more races	0	0	0	0	0	0
<u>Race/ethnicity unknown</u>	0	0	1	1	0	1
<b>Total women</b>	<b>0</b>	<b>0</b>	<b>20</b>	<b>20</b>	<b>0</b>	<b>20</b>

<b>Grand total (men+women)</b>	<b>0</b>	<b>0</b>	<b>32</b>	<b>32</b>	<b>0</b>	<b>32</b>
<b>Grand total (men+women) 2020-21</b>			<b>39</b>	<b>39</b>	<b>1</b>	<b>40</b>

Back to top

Institution: Eastern Washington University (235097)

Part A - Fall Enrollment for Part-time Undergraduate Students: CIP CODE:14.0000

Enrollment as of the institution's official fall reporting date or as of **October 15, 2022**

CIP CODE: 14.0000 -- Engineering

Part-time undergraduate students

- Report Hispanic/Latino individuals of any race as Hispanic/Latino
- Report race for non-Hispanic/Latino individuals only

**Men**

Enrolled for <u>credit</u>	Degree/certificate-seeking			Total degree/certificate-seeking	Non-degree/ non-certificate-seeking	Total, <u>part-time</u> <u>undergraduate</u> students
	<u>First-time</u>	<u>Non-first-time</u>				
		<u>Transfer-in</u>	<u>Continuing/ Returning</u>			
<u>U.S. Nonresident</u>	0	0	0	0	0	0
<u>Hispanic/Latino</u>	0	0	4	4	0	4
<u>American Indian or Alaska Native</u>	0	0	0	0	0	0
<u>Asian</u>	0	0	2	2	0	2
<u>Black or African American</u>	0	0	1	1	0	1
<u>Native Hawaiian or Other Pacific Islander</u>	0	0	0	0	0	0
<u>White</u>	0	0	15	15	0	15
Two or more races	0	0	1	1	0	1
<u>Race and ethnicity unknown</u>	0	0	1	1	0	1
<b>Total men</b>	<b>0</b>	<b>0</b>	<b>24</b>	<b>24</b>	<b>0</b>	<b>24</b>

**Women**

Enrolled for <u>credit</u>	Degree/certificate-seeking			Total degree/certificate-seeking	Non-degree/ non-certificate-seeking	Total, <u>part-time</u> <u>undergraduate</u> students
	<u>First-time</u>	<u>Non-first-time</u>				
		<u>Transfer-in</u>	<u>Continuing/ Returning</u>			
<u>U.S. Nonresident</u>	0	0	0	0	0	0
<u>Hispanic/Latino</u>	0	0	0	0	0	0
<u>American Indian or Alaska Native</u>	0	0	0	0	0	0
<u>Asian</u>	0	0	0	0	0	0
<u>Black or African American</u>	0	0	0	0	0	0
<u>Native Hawaiian or Other Pacific Islander</u>	0	0	0	0	0	0
<u>White</u>	0	0	1	1	0	1
Two or more races	0	0	0	0	0	0
<u>Race and ethnicity unknown</u>	0	0	0	0	0	0
<b>Total women</b>	<b>0</b>	<b>0</b>	<b>1</b>	<b>1</b>	<b>0</b>	<b>1</b>

<b>Grand total (men+women)</b>	<b>0</b>	<b>0</b>	<b>25</b>	<b>25</b>	<b>0</b>	<b>25</b>
<b>Grand total (men+women) 2020-21</b>			<b>43</b>	<b>43</b>		<b>43</b>

Back to top

Institution: Eastern Washington University (235097)

Part A - Fall Enrollment for Part-time Undergraduate Students: CIP CODE:26.0000

Enrollment as of the institution's **official fall reporting date** or as of **October 15, 2022**

CIP CODE: 26.0000 -- Biological and Biomedical Sciences

Part-time undergraduate students

- Report Hispanic/Latino individuals of any race as Hispanic/Latino
- Report race for non-Hispanic/Latino individuals only

**Men**

Enrolled for <u>credit</u>	Degree/certificate-seeking			Total degree/certificate-seeking	Non-degree/ non-certificate-seeking	Total, <u>part-time</u> <u>undergraduate</u> students
	<u>First-time</u>	<u>Non-first-time</u>				
		<u>Transfer-in</u>	<u>Continuing/ Returning</u>			
<u>U.S. Nonresident</u>	0	0	0	0	0	0
<u>Hispanic/Latino</u>	0	0	6	6	0	6
<u>American Indian or Alaska Native</u>	0	0	0	0	0	0
<u>Asian</u>	0	0	0	0	0	0
<u>Black or African American</u>	0	0	1	1	0	1
<u>Native Hawaiian or Other Pacific Islander</u>	0	0	0	0	0	0
<u>White</u>	0	0	17	17	0	17
Two or more races	0	0	2	2	0	2
<u>Race and ethnicity unknown</u>	0	0	0	0	0	0
<b>Total men</b>	<b>0</b>	<b>0</b>	<b>26</b>	<b>26</b>	<b>0</b>	<b>26</b>

**Women**

Enrolled for <u>credit</u>	Degree/certificate-seeking			Total degree/certificate-seeking	Non-degree/ non-certificate-seeking	Total, <u>part-time</u> <u>undergraduate</u> students
	<u>First-time</u>	<u>Non-first-time</u>				
		<u>Transfer-in</u>	<u>Continuing/ Returning</u>			
<u>U.S. Nonresident</u>	0	0	0	0	0	0
<u>Hispanic/Latino</u>	0	0	2	2	0	2
<u>American Indian or Alaska Native</u>	0	0	0	0	0	0
<u>Asian</u>	0	0	0	0	0	0
<u>Black or African American</u>	0	0	0	0	0	0
<u>Native Hawaiian or Other Pacific Islander</u>	0	0	0	0	0	0
<u>White</u>	0	0	18	18	0	18
Two or more races	0	0	2	2	0	2
<u>Race and ethnicity unknown</u>	0	0	1	1	0	1
<b>Total women</b>	<b>0</b>	<b>0</b>	<b>23</b>	<b>23</b>	<b>0</b>	<b>23</b>

<b>Grand total (men+women)</b>	<b>0</b>	<b>0</b>	<b>49</b>	<b>49</b>	<b>0</b>	<b>49</b>
<b>Grand total (men+women) 2020-21</b>			<b>55</b>	<b>55</b>	<b>1</b>	<b>56</b>

Back to top

Institution: Eastern Washington University (235097)

Part A - Fall Enrollment for Part-time Undergraduate Students: CIP CODE:27.0000

Enrollment as of the institution's official fall reporting date or as of **October 15, 2022**

CIP CODE: 27.0000 -- Mathematics and Statistics

Part-time undergraduate students

- Report Hispanic/Latino individuals of any race as Hispanic/Latino
- Report race for non-Hispanic/Latino individuals only

**Men**

Enrolled for <u>credit</u>	Degree/certificate-seeking			Total degree/certificate-seeking	Non-degree/ non-certificate-seeking	Total, <u>part-time</u> <u>undergraduate</u> students
	First-time	Non-first-time				
		Transfer-in	Continuing/ Returning			
<u>U.S. Nonresident</u>	0	0	0	0	0	0
<u>Hispanic/Latino</u>	0	0	0	0	0	0
<u>American Indian or Alaska Native</u>	0	0	0	0	0	0
<u>Asian</u>	0	0	0	0	0	0
<u>Black or African American</u>	0	0	0	0	0	0
<u>Native Hawaiian or Other Pacific Islander</u>	0	0	0	0	0	0
<u>White</u>	0	0	1	1	0	1
Two or more races	0	0	0	0	0	0
<u>Race/ethnicity unknown</u>	0	0	0	0	0	0
<b>Total men</b>	<b>0</b>	<b>0</b>	<b>1</b>	<b>1</b>	<b>0</b>	<b>1</b>

**Women**

Enrolled for <u>credit</u>	Degree/certificate-seeking			Total degree/certificate-seeking	Non-degree/ non-certificate-seeking	Total, <u>part-time</u> <u>undergraduate</u> students
	First-time	Non-first-time				
		Transfer-in	Continuing/ Returning			
<u>U.S. Nonresident</u>	0	0	0	0	0	0
<u>Hispanic/Latino</u>	0	0	0	0	0	0
<u>American Indian or Alaska Native</u>	0	0	0	0	0	0
<u>Asian</u>	0	0	0	0	0	0
<u>Black or African American</u>	0	0	0	0	0	0
<u>Native Hawaiian or Other Pacific Islander</u>	0	0	0	0	0	0
<u>White</u>	0	0	1	1	0	1
Two or more races	0	0	0	0	0	0
<u>Race/ethnicity unknown</u>	0	0	0	0	0	0
<b>Total women</b>	<b>0</b>	<b>0</b>	<b>1</b>	<b>1</b>	<b>0</b>	<b>1</b>

<b>Grand total (men+women)</b>	<b>0</b>	<b>0</b>	<b>2</b>	<b>2</b>	<b>0</b>	<b>2</b>
<b>Grand total (men+women) 2020-21</b>			<b>4</b>	<b>4</b>		<b>4</b>

Back to top

Institution: Eastern Washington University (235097)

Part A - Fall Enrollment for Part-time Undergraduate Students: CIP CODE:40.0000

Enrollment as of the institution's official fall reporting date or as of **October 15, 2022**

CIP CODE: 40.0000 -- Physical Sciences

Part-time undergraduate students

- Report Hispanic/Latino individuals of any race as Hispanic/Latino
- Report race for non-Hispanic/Latino individuals only

**Men**

Enrolled for <u>credit</u>	Degree/certificate-seeking			Total degree/certificate-seeking	Non-degree/ non-certificate-seeking	Total, <u>part-time</u> <u>undergraduate</u> students
	First-time	Non-first-time				
		Transfer-in	Continuing/ Returning			
<u>U.S. Nonresident</u>	0	0	0	0	0	0
<u>Hispanic/Latino</u>	0	0	0	0	0	0
<u>American Indian or Alaska Native</u>	0	0	0	0	0	0
<u>Asian</u>	0	0	0	0	0	0
<u>Black or African American</u>	0	0	0	0	0	0
<u>Native Hawaiian or Other Pacific Islander</u>	0	0	0	0	0	0
<u>White</u>	0	1	7	8	0	8
Two or more races	0	0	0	0	0	0
<u>Race and ethnicity unknown</u>	0	0	0	0	0	0
<b>Total men</b>	<b>0</b>	<b>1</b>	<b>7</b>	<b>8</b>	<b>0</b>	<b>8</b>

**Women**

Enrolled for <u>credit</u>	Degree/certificate-seeking			Total degree/certificate-seeking	Non-degree/ non-certificate-seeking	Total, <u>part-time</u> <u>undergraduate</u> students
	First-time	Non-first-time				
		Transfer-in	Continuing/ Returning			
<u>U.S. Nonresident</u>	0	0	0	0	0	0
<u>Hispanic/Latino</u>	0	0	1	1	0	1
<u>American Indian or Alaska Native</u>	0	0	0	0	0	0
<u>Asian</u>	0	0	1	1	0	1
<u>Black or African American</u>	0	0	0	0	0	0
<u>Native Hawaiian or Other Pacific Islander</u>	0	0	0	0	0	0
<u>White</u>	0	0	4	4	0	4
Two or more races	0	0	0	0	0	0
<u>Race and ethnicity unknown</u>	0	0	0	0	0	0
<b>Total women</b>	<b>0</b>	<b>0</b>	<b>6</b>	<b>6</b>	<b>0</b>	<b>6</b>

<b>Grand total (men+women)</b>	<b>0</b>	<b>1</b>	<b>13</b>	<b>14</b>	<b>0</b>	<b>14</b>
<b>Grand total (men+women) 2020-21</b>			<b>14</b>	<b>14</b>	<b>2</b>	<b>16</b>

Back to top

Institution: Eastern Washington University (235097)

Part A - Fall Enrollment for Part-time Undergraduate Students: CIP CODE:52.0000

Enrollment as of the institution's official fall reporting date or as of **October 15, 2022**

CIP CODE: 52.0000 -- Business, Management, Marketing and Related Support Services

Part-time undergraduate students

- Report Hispanic/Latino individuals of any race as Hispanic/Latino
- Report race for non-Hispanic/Latino individuals only

**Men**

Enrolled for <u>credit</u>	Degree/certificate-seeking			Total degree/certificate-seeking	Non-degree/ non-certificate-seeking	Total, <u>part-time</u> <u>undergraduate</u> students
	<u>First-time</u>	<u>Non-first-time</u>				
		<u>Transfer-in</u>	<u>Continuing/ Returning</u>			
<u>U.S. Nonresident</u>	0	0	1	1	0	1
<u>Hispanic/Latino</u>	0	0	8	8	0	8
<u>American Indian or Alaska Native</u>	0	0	1	1	0	1
<u>Asian</u>	0	0	0	0	0	0
<u>Black or African American</u>	0	0	1	1	0	1
<u>Native Hawaiian or Other Pacific Islander</u>	0	0	0	0	0	0
<u>White</u>	0	0	20	20	0	20
Two or more races	0	0	2	2	0	2
<u>Race and ethnicity unknown</u>	0	0	1	1	0	1
<b>Total men</b>	<b>0</b>	<b>0</b>	<b>34</b>	<b>34</b>	<b>0</b>	<b>34</b>

**Women**

Enrolled for <u>credit</u>	Degree/certificate-seeking			Total degree/certificate-seeking	Non-degree/ non-certificate-seeking	Total, <u>part-time</u> <u>undergraduate</u> students
	<u>First-time</u>	<u>Non-first-time</u>				
		<u>Transfer-in</u>	<u>Continuing/ Returning</u>			
<u>U.S. Nonresident</u>	0	0	0	0	0	0
<u>Hispanic/Latino</u>	0	0	4	4	0	4
<u>American Indian or Alaska Native</u>	0	0	0	0	0	0
<u>Asian</u>	0	0	0	0	0	0
<u>Black or African American</u>	0	0	2	2	0	2
<u>Native Hawaiian or Other Pacific Islander</u>	0	0	0	0	0	0
<u>White</u>	0	0	12	12	0	12
Two or more races	0	0	0	0	0	0
<u>Race and ethnicity unknown</u>	0	0	2	2	0	2
<b>Total women</b>	<b>0</b>	<b>0</b>	<b>20</b>	<b>20</b>	<b>0</b>	<b>20</b>

<b>Grand total (men+women)</b>	<b>0</b>	<b>0</b>	<b>54</b>	<b>54</b>	<b>0</b>	<b>54</b>
<b>Grand total (men+women) 2020-21</b>		<b>1</b>	<b>89</b>	<b>90</b>	<b>1</b>	<b>91</b>

Back to top



Institution: Eastern Washington University (235097)

## Part A - Fall Enrollment for Undergraduate Students Total

Enrollment as of the institution's official fall reporting date or as of **October 15, 2022**Undergraduate Students**Men**

Students enrolled for credit	Total full-time undergraduate students	Total part-time undergraduate students	Grand total, all undergraduate students
<u>U.S. Nonresident</u>	26	3	<b>29</b>
<u>Hispanic/Latino</u>	523	64	<b>587</b>
<u>American Indian or Alaska Native</u>	35	4	<b>39</b>
<u>Asian</u>	55	11	<b>66</b>
<u>Black or African American</u>	119	22	<b>141</b>
<u>Native Hawaiian or Other Pacific Islander</u>	23	1	<b>24</b>
<u>White</u>	1,661	265	<b>1,926</b>
Two or more races	206	27	<b>233</b>
<u>Race and ethnicity unknown</u>	222	35	<b>257</b>
<b>Total men</b>	<b>2,870</b>	<b>432</b>	<b>3,302</b>

**Women**

Students enrolled for credit	Total full-time students	Total part-time students	Grand total, all students
<u>U.S. Nonresident</u>	25	2	<b>27</b>
<u>Hispanic/Latino</u>	783	52	<b>835</b>
<u>American Indian or Alaska Native</u>	47	5	<b>52</b>
<u>Asian</u>	77	9	<b>86</b>
<u>Black or African American</u>	119	19	<b>138</b>
<u>Native Hawaiian or Other Pacific Islander</u>	31	3	<b>34</b>
<u>White</u>	2,189	319	<b>2,508</b>
Two or more races	238	25	<b>263</b>
<u>Race and ethnicity unknown</u>	304	55	<b>359</b>
<b>Total women</b>	<b>3,813</b>	<b>489</b>	<b>4,302</b>

<b>Grand Total (men+women)</b>	<b>6,683</b>	<b>921</b>	<b>7,604</b>
--------------------------------	--------------	------------	--------------

Back to top

Institution: Eastern Washington University (235097)

## Part A - Fall Enrollment for Graduate Students

Enrollment as of the institution's official fall reporting date or as of **October 15, 2022**Graduate Students

## Race/Ethnicity Reporting Reminder:

- Report Hispanic/Latino individuals of any race as Hispanic/Latino
- Report race for non-Hispanic/Latino individuals only

## Graduate Student Reporting Reminder:

- Report all postbaccalaureate degree and certificate students as graduate students, including any doctor's-professional practice students (formerly first-professional)
- Even though Teacher Preparation certificate programs may require a bachelor's degree for admission, they are considered subbaccalaureate undergraduate programs, and students in these programs are undergraduate students.

**Men**

Enrolled for <u>credit</u>	Total <u>full-time</u>	Total <u>part-time</u>	Total graduate students
<u>U.S. Nonresident</u>	<input type="text" value="2"/>	<input type="text" value="0"/>	<b>2</b>
<u>Hispanic/Latino</u>	<input type="text" value="74"/>	<input type="text" value="26"/>	<b>100</b>
<u>American Indian or Alaska Native</u>	<input type="text" value="9"/>	<input type="text" value="0"/>	<b>9</b>
<u>Asian</u>	<input type="text" value="32"/>	<input type="text" value="15"/>	<b>47</b>
<u>Black or African American</u>	<input type="text" value="57"/>	<input type="text" value="21"/>	<b>78</b>
<u>Native Hawaiian or Other Pacific Islander</u>	<input type="text" value="2"/>	<input type="text" value="1"/>	<b>3</b>
<u>White</u>	<input type="text" value="444"/>	<input type="text" value="213"/>	<b>657</b>
Two or more races	<input type="text" value="37"/>	<input type="text" value="17"/>	<b>54</b>
<u>Race and ethnicity unknown</u>	<input type="text" value="22"/>	<input type="text" value="32"/>	<b>54</b>
<b>Total men</b>	<b>679</b>	<input checked="" type="checkbox"/> <b>325</b>	<b>1,004</b>
Total men prior year	597	223	820

**Women**

Enrolled for <u>credit</u>	Total <u>full-time</u>	Total <u>part-time</u>	Total graduate students
<u>U.S. Nonresident</u>	<input type="text" value="17"/>	<input type="text" value="3"/>	<b>20</b>
<u>Hispanic/Latino</u>	<input type="text" value="183"/>	<input type="text" value="65"/>	<b>248</b>
<u>American Indian or Alaska Native</u>	<input type="text" value="19"/>	<input type="text" value="7"/>	<b>26</b>
<u>Asian</u>	<input type="text" value="76"/>	<input type="text" value="32"/>	<b>108</b>
<u>Black or African American</u>	<input type="text" value="81"/>	<input type="text" value="36"/>	<b>117</b>
<u>Native Hawaiian or Other Pacific Islander</u>	<input type="text" value="3"/>	<input type="text" value="3"/>	<b>6</b>
<u>White</u>	<input type="text" value="1,149"/>	<input type="text" value="408"/>	<b>1,557</b>
Two or more races	<input type="text" value="92"/>	<input type="text" value="33"/>	<b>125</b>
<u>Race and ethnicity unknown</u>	<input type="text" value="52"/>	<input type="text" value="43"/>	<b>95</b>
<b>Total women</b>	<b>1,672</b>	<b>630</b>	<b>2,302</b>
Total women prior year	1,395	460	1,855
<b>Grand total (men+women)</b>	<b>2,351</b>	<b>955</b>	<b>3,306</b>
Grand total (men+women) prior year	1,992	683	2,675

Back to top

Institution: Eastern Washington University (235097)

## Part A - Fall Enrollment for Graduate Students: CIP CODE:13.0000

Enrollment as of the institution's official fall reporting date or as of **October 15, 2022**

CIP CODE: 13.0000 -- Education

Graduate students

- Report Hispanic/Latino individuals of any race as Hispanic/Latino
- Report race for non-Hispanic/Latino individuals only
- Report all postbaccalaureate degree and certificate students as graduate students, including any doctor's-professional practice students (formerly first-professional)

**Men**

Students enrolled for <u>credit</u>	Total <u>full-time</u>	Total <u>part-time</u>	Total graduate students
<u>U.S. Nonresident</u>	0	0	0
<u>Hispanic/Latino</u>	13	8	21
<u>American Indian or Alaska Native</u>	1	0	1
<u>Asian</u>	4	3	7
<u>Black or African American</u>	11	2	13
<u>Native Hawaiian or Other Pacific Islander</u>	0	1	1
<u>White</u>	68	56	124
Two or more races	8	3	11
<u>Race and ethnicity unknown</u>	1	7	8
<b>Total men</b>	<b>106</b>	<b>80</b>	<b>186</b>

**Women**

Students enrolled for <u>credit</u>	Total <u>full-time</u>	Total <u>part-time</u>	Total graduate students
<u>U.S. Nonresident</u>	1	0	1
<u>Hispanic/Latino</u>	34	24	58
<u>American Indian or Alaska Native</u>	3	1	4
<u>Asian</u>	11	6	17
<u>Black or African American</u>	6	12	18
<u>Native Hawaiian or Other Pacific Islander</u>	0	1	1
<u>White</u>	259	184	443
Two or more races	17	12	29
<u>Race and ethnicity unknown</u>	9	3	12
<b>Total women</b>	<b>340</b>	<b>243</b>	<b>583</b>
<b>Grand total (men+women)</b>	<b>446</b>	<b>323</b>	<b>769</b>
Grand total (men+women) 2020-21	174	365	539

Back to top

Institution: Eastern Washington University (235097)

Part A - Fall Enrollment for Graduate Students: CIP CODE:14.0000

Enrollment as of the institution's official fall reporting date or as of **October 15, 2022**

CIP CODE: 14.0000 -- Engineering

Graduate students

- Report Hispanic/Latino individuals of any race as Hispanic/Latino
- Report race for non-Hispanic/Latino individuals only
- Report all postbaccalaureate degree and certificate students as graduate students, including any doctor's-professional practice students (formerly first-professional)

**Men**

Students enrolled for <u>credit</u>	Total <u>full-time</u>	Total <u>part-time</u>	Total graduate students
<u>U.S. Nonresident</u>	<input type="text" value="0"/>	<input type="text" value="0"/>	0
<u>Hispanic/Latino</u>	<input type="text" value="0"/>	<input type="text" value="0"/>	0
<u>American Indian or Alaska Native</u>	<input type="text" value="0"/>	<input type="text" value="0"/>	0
<u>Asian</u>	<input type="text" value="0"/>	<input type="text" value="1"/>	1
<u>Black or African American</u>	<input type="text" value="0"/>	<input type="text" value="0"/>	0
<u>Native Hawaiian or Other Pacific Islander</u>	<input type="text" value="0"/>	<input type="text" value="0"/>	0
<u>White</u>	<input type="text" value="1"/>	<input type="text" value="0"/>	1
Two or more races	<input type="text" value="0"/>	<input type="text" value="0"/>	0
<u>Race and ethnicity unknown</u>	<input type="text" value="0"/>	<input type="text" value="0"/>	0
<b>Total men</b>	<b>1</b>	<b>1</b>	<b>2</b>

**Women**

Students enrolled for <u>credit</u>	Total <u>full-time</u>	Total <u>part-time</u>	Total graduate students
<u>U.S. Nonresident</u>	<input type="text" value="0"/>	<input type="text" value="0"/>	0
<u>Hispanic/Latino</u>	<input type="text" value="0"/>	<input type="text" value="0"/>	0
<u>American Indian or Alaska Native</u>	<input type="text" value="0"/>	<input type="text" value="0"/>	0
<u>Asian</u>	<input type="text" value="0"/>	<input type="text" value="0"/>	0
<u>Black or African American</u>	<input type="text" value="0"/>	<input type="text" value="0"/>	0
<u>Native Hawaiian or Other Pacific Islander</u>	<input type="text" value="0"/>	<input type="text" value="0"/>	0
<u>White</u>	<input type="text" value="1"/>	<input type="text" value="0"/>	1
Two or more races	<input type="text" value="0"/>	<input type="text" value="0"/>	0
<u>Race and ethnicity unknown</u>	<input type="text" value="0"/>	<input type="text" value="0"/>	0
<b>Total women</b>	<b>1</b>	<b>0</b>	<b>1</b>

<b>Grand total (men+women)</b>	<b>2</b>	<b>1</b>	<b>3</b>
Grand total (men+women) 2020-21			

Back to top

Institution: Eastern Washington University (235097)

## Part A - Fall Enrollment for Graduate Students: CIP CODE:26.0000

Enrollment as of the institution's official fall reporting date or as of **October 15, 2022**

CIP CODE: 26.0000 -- Biological and Biomedical Sciences

Graduate students

- Report Hispanic/Latino individuals of any race as Hispanic/Latino
- Report race for non-Hispanic/Latino individuals only
- Report all postbaccalaureate degree and certificate students as graduate students, including any doctor's-professional practice students (formerly first-professional)

**Men**

Students enrolled for <u>credit</u>	Total <u>full-time</u>	Total <u>part-time</u>	Total graduate students
<u>U.S. Nonresident</u>	<input type="text" value="0"/>	<input type="text" value="0"/>	0
<u>Hispanic/Latino</u>	<input type="text" value="1"/>	<input type="text" value="0"/>	1
<u>American Indian or Alaska Native</u>	<input type="text" value="0"/>	<input type="text" value="0"/>	0
<u>Asian</u>	<input type="text" value="0"/>	<input type="text" value="0"/>	0
<u>Black or African American</u>	<input type="text" value="1"/>	<input type="text" value="0"/>	1
<u>Native Hawaiian or Other Pacific Islander</u>	<input type="text" value="0"/>	<input type="text" value="0"/>	0
<u>White</u>	<input type="text" value="12"/>	<input type="text" value="1"/>	13
Two or more races	<input type="text" value="1"/>	<input type="text" value="0"/>	1
<u>Race and ethnicity unknown</u>	<input type="text" value="0"/>	<input type="text" value="0"/>	0
<b>Total men</b>	<b>15</b>	<b>1</b>	<b>16</b>

**Women**

Students enrolled for <u>credit</u>	Total <u>full-time</u>	Total <u>part-time</u>	Total graduate students
<u>U.S. Nonresident</u>	<input type="text" value="0"/>	<input type="text" value=""/>	0
<u>Hispanic/Latino</u>	<input type="text" value="1"/>	<input type="text" value=""/>	1
<u>American Indian or Alaska Native</u>	<input type="text" value="0"/>	<input type="text" value=""/>	0
<u>Asian</u>	<input type="text" value="0"/>	<input type="text" value=""/>	0
<u>Black or African American</u>	<input type="text" value="0"/>	<input type="text" value=""/>	0
<u>Native Hawaiian or Other Pacific Islander</u>	<input type="text" value="0"/>	<input type="text" value=""/>	0
<u>White</u>	<input type="text" value="17"/>	<input type="text" value="2"/>	19
Two or more races	<input type="text" value="1"/>	<input type="text" value="1"/>	2
<u>Race and ethnicity unknown</u>	<input type="text" value="0"/>	<input type="text" value=""/>	0
<b>Total women</b>	<b>19</b>	<b>3</b>	<b>22</b>

<b>Grand total (men+women)</b>	<b>34</b>	<b>4</b>	<b>38</b>
Grand total (men+women) 2020-21	16	9	25

Back to top

Institution: Eastern Washington University (235097)

Part A - Fall Enrollment for Graduate Students: CIP CODE:27.0000

Enrollment as of the institution's official fall reporting date or as of **October 15, 2022**

CIP CODE: 27.0000 -- Mathematics and Statistics

Graduate students

- Report Hispanic/Latino individuals of any race as Hispanic/Latino
- Report race for non-Hispanic/Latino individuals only
- Report all postbaccalaureate degree and certificate students as graduate students, including any doctor's-professional practice students (formerly first-professional)

**Men**

Students enrolled for <u>credit</u>	Total <u>full-time</u>	Total <u>part-time</u>	Total graduate students
<u>U.S. Nonresident</u>	<input type="text" value="0"/>	<input type="text" value="0"/>	<b>0</b>
<u>Hispanic/Latino</u>	<input type="text" value="0"/>	<input type="text" value="0"/>	<b>0</b>
<u>American Indian or Alaska Native</u>	<input type="text" value="0"/>	<input type="text" value="0"/>	<b>0</b>
<u>Asian</u>	<input type="text" value="1"/>	<input type="text" value="0"/>	<b>1</b>
<u>Black or African American</u>	<input type="text" value="0"/>	<input type="text" value="0"/>	<b>0</b>
<u>Native Hawaiian or Other Pacific Islander</u>	<input type="text" value="0"/>	<input type="text" value="0"/>	<b>0</b>
<u>White</u>	<input type="text" value="1"/>	<input type="text" value="0"/>	<b>1</b>
Two or more races	<input type="text" value="1"/>	<input type="text" value="0"/>	<b>1</b>
<u>Race/ethnicity unknown</u>	<input type="text" value="0"/>	<input type="text" value="0"/>	<b>0</b>
<b>Total men</b>	<b>3</b>	<b>0</b>	<b>3</b>

**Women**

Students enrolled for <u>credit</u>	Total <u>full-time</u>	Total <u>part-time</u>	Total graduate students
<u>U.S. Nonresident</u>	<input type="text" value="1"/>	<input type="text" value="0"/>	<b>1</b>
<u>Hispanic/Latino</u>	<input type="text" value="0"/>	<input type="text" value="0"/>	<b>0</b>
<u>American Indian or Alaska Native</u>	<input type="text" value="0"/>	<input type="text" value="0"/>	<b>0</b>
<u>Asian</u>	<input type="text" value="0"/>	<input type="text" value="0"/>	<b>0</b>
<u>Black or African American</u>	<input type="text" value="1"/>	<input type="text" value="0"/>	<b>1</b>
<u>Native Hawaiian or Other Pacific Islander</u>	<input type="text" value="0"/>	<input type="text" value="0"/>	<b>0</b>
<u>White</u>	<input type="text" value="1"/>	<input type="text" value="0"/>	<b>1</b>
Two or more races	<input type="text" value="0"/>	<input type="text" value="0"/>	<b>0</b>
<u>Race/ethnicity unknown</u>	<input type="text" value="0"/>	<input type="text" value="0"/>	<b>0</b>
<b>Total women</b>	<b>3</b>	<b>0</b>	<b>3</b>

<b>Grand total (men+women)</b>	<b>6</b>	<b>0</b>	<b>6</b>
Grand total (men+women) 2020-21	7		7

Back to top

Institution: Eastern Washington University (235097)

Part A - Fall Enrollment for Graduate Students: CIP CODE:40.0000

Enrollment as of the institution's official fall reporting date or as of **October 15, 2022**

CIP CODE: 40.0000 -- Physical Sciences

Graduate students

- Report Hispanic/Latino individuals of any race as Hispanic/Latino
- Report race for non-Hispanic/Latino individuals only
- Report all postbaccalaureate degree and certificate students as graduate students, including any doctor's-professional practice students (formerly first-professional)

**Men**

Students enrolled for <u>credit</u>	Total <u>full-time</u>	Total <u>part-time</u>	Total graduate students
<u>U.S. Nonresident</u>	<input type="text" value="0"/>	<input type="text" value="0"/>	0
<u>Hispanic/Latino</u>	<input type="text" value="0"/>	<input type="text" value="0"/>	0
<u>American Indian or Alaska Native</u>	<input type="text" value="0"/>	<input type="text" value="0"/>	0
<u>Asian</u>	<input type="text" value="0"/>	<input type="text" value="0"/>	0
<u>Black or African American</u>	<input type="text" value="0"/>	<input type="text" value="0"/>	0
<u>Native Hawaiian or Other Pacific Islander</u>	<input type="text" value="0"/>	<input type="text" value="0"/>	0
<u>White</u>	<input type="text" value="1"/>	<input type="text" value="0"/>	1
Two or more races	<input type="text" value="0"/>	<input type="text" value="0"/>	0
<u>Race and ethnicity unknown</u>	<input type="text" value="0"/>	<input type="text" value="0"/>	0
<b>Total men</b>	<b>1</b>	<b>0</b>	<b>1</b>

**Women**

Students enrolled for <u>credit</u>	Total <u>full-time</u>	Total <u>part-time</u>	Total graduate students
<u>U.S. Nonresident</u>	<input type="text" value="0"/>	<input type="text" value="0"/>	0
<u>Hispanic/Latino</u>	<input type="text" value="0"/>	<input type="text" value="0"/>	0
<u>American Indian or Alaska Native</u>	<input type="text" value="0"/>	<input type="text" value="0"/>	0
<u>Asian</u>	<input type="text" value="0"/>	<input type="text" value="0"/>	0
<u>Black or African American</u>	<input type="text" value="0"/>	<input type="text" value="0"/>	0
<u>Native Hawaiian or Other Pacific Islander</u>	<input type="text" value="0"/>	<input type="text" value="0"/>	0
<u>White</u>	<input type="text" value="0"/>	<input type="text" value="3"/>	3
Two or more races	<input type="text" value="0"/>	<input type="text" value="0"/>	0
<u>Race and ethnicity unknown</u>	<input type="text" value="0"/>	<input type="text" value="0"/>	0
<b>Total women</b>	<b>0</b>	<b>3</b>	<b>3</b>

<b>Grand total (men+women)</b>	<b>1</b>	<b>3</b>	<b>4</b>
Grand total (men+women) 2020-21			

Back to top

Institution: Eastern Washington University (235097)

## Part A - Fall Enrollment for Graduate Students: CIP CODE:52.0000

Enrollment as of the institution's official fall reporting date or as of **October 15, 2022**

CIP CODE: 52.0000 -- Business, Management, Marketing and Related Support Services

Graduate students

- Report Hispanic/Latino individuals of any race as Hispanic/Latino
- Report race for non-Hispanic/Latino individuals only
- Report all postbaccalaureate degree and certificate students as graduate students, including any doctor's-professional practice students (formerly first-professional)

**Men**

Students enrolled for <u>credit</u>	Total <u>full-time</u>	Total <u>part-time</u>	Total graduate students
<u>U.S. Nonresident</u>	0	0	0
<u>Hispanic/Latino</u>	30	9	39
<u>American Indian or Alaska Native</u>	6	0	6
<u>Asian</u>	7	6	13
<u>Black or African American</u>	24	10	34
<u>Native Hawaiian or Other Pacific Islander</u>	2	0	2
<u>White</u>	156	65	221
Two or more races	13	6	19
<u>Race and ethnicity unknown</u>	7	8	15
<b>Total men</b>	<b>245</b>	<b>104</b>	<b>349</b>

**Women**

Students enrolled for <u>credit</u>	Total <u>full-time</u>	Total <u>part-time</u>	Total graduate students
<u>U.S. Nonresident</u>	4	1	5
<u>Hispanic/Latino</u>	51	14	65
<u>American Indian or Alaska Native</u>	8	2	10
<u>Asian</u>	29	8	37
<u>Black or African American</u>	22	6	28
<u>Native Hawaiian or Other Pacific Islander</u>	2	1	3
<u>White</u>	241	74	315
Two or more races	31	12	43
<u>Race and ethnicity unknown</u>	10	4	14
<b>Total women</b>	<b>398</b>	<b>122</b>	<b>520</b>
<b>Grand total (men+women)</b>	<b>643</b>	<b>226</b>	<b>869</b>
Grand total (men+women) 2020-21	129	307	436

Back to top



Institution: Eastern Washington University (235097)

## Part A - Fall Enrollment - Summary - Grand Totals

## Fall Enrollment Summary

## Men

Students enrolled for credit	Total full-time students	Total part-time students	Grand total, all students
<u>U.S. Nonresident</u>	28	3	31
<u>Hispanic/Latino</u>	597	90	687
<u>American Indian or Alaska Native</u>	44	4	48
<u>Asian</u>	87	26	113
<u>Black or African American</u>	176	43	219
<u>Native Hawaiian or Other Pacific Islander</u>	25	2	27
<u>White</u>	2,105	478	2,583
Two or more races	243	44	287
<u>Race and ethnicity unknown</u>	244	67	311
<b>Total men</b>	<b>3,549</b>	<b>757</b>	<b>4,306</b>

## Women

Students enrolled for credit	Total full-time students	Total part-time students	Grand total, all students
<u>U.S. Nonresident</u>	42	5	47
<u>Hispanic/Latino</u>	966	117	1,083
<u>American Indian or Alaska Native</u>	66	12	78
<u>Asian</u>	153	41	194
<u>Black or African American</u>	200	55	255
<u>Native Hawaiian or Other Pacific Islander</u>	34	6	40
<u>White</u>	3,338	727	4,065
Two or more races	330	58	388
<u>Race and ethnicity unknown</u>	356	98	454
<b>Total women</b>	<b>5,485</b>	<b>1,119</b>	<b>6,604</b>

<b>Grand Total (men+women)</b>	<b>9,034</b>	<b>1,876</b>	<b>10,910</b>
--------------------------------	--------------	--------------	---------------

[Back to top](#)

Institution: Eastern Washington University (235097)

Part A - Fall Enrollment - Summary: CIP CODE:13.0000

**Fall Enrollment Totals**

CIP CODE: 13.0000 -- Education

**Men**

Students enrolled for credit	Total full-time students	Total part-time students	Grand total, all students
<u>U.S. Nonresident</u>	1	0	1
<u>Hispanic/Latino</u>	47	9	56
<u>American Indian or Alaska Native</u>	4	0	4
<u>Asian</u>	6	3	9
<u>Black or African American</u>	12	2	14
<u>Native Hawaiian or Other Pacific Islander</u>	0	1	1
<u>White</u>	162	65	227
Two or more races	21	4	25
<u>Race and ethnicity unknown</u>	5	8	13
<b>Total men</b>	<b>258</b>	<b>92</b>	<b>350</b>

**Women**

Students enrolled for credit	Total full-time students	Total part-time students	Grand total, all students
<u>U.S. Nonresident</u>	1	0	1
<u>Hispanic/Latino</u>	86	27	113
<u>American Indian or Alaska Native</u>	5	1	6
<u>Asian</u>	16	6	22
<u>Black or African American</u>	10	12	22
<u>Native Hawaiian or Other Pacific Islander</u>	2	2	4
<u>White</u>	471	199	670
Two or more races	31	12	43
<u>Race and ethnicity unknown</u>	23	4	27
<b>Total women</b>	<b>645</b>	<b>263</b>	<b>908</b>
<b>Grand Total (men+women)</b>	<b>903</b>	<b>355</b>	<b>1,258</b>

[Back to top](#)

Institution: Eastern Washington University (235097)

Part A - Fall Enrollment - Summary: CIP CODE:14.0000

**Fall Enrollment Totals**

CIP CODE: 14.0000 -- Engineering

**Men**

Students enrolled for credit	Total full-time students	Total part-time students	Grand total, all students
<u>U.S. Nonresident</u>	1	0	1
<u>Hispanic/Latino</u>	22	4	26
<u>American Indian or Alaska Native</u>	0	0	0
<u>Asian</u>	5	3	8
<u>Black or African American</u>	3	1	4
<u>Native Hawaiian or Other Pacific Islander</u>	0	0	0
<u>White</u>	106	15	121
Two or more races	10	1	11
<u>Race and ethnicity unknown</u>	10	1	11
<b>Total men</b>	<b>157</b>	<b>25</b>	<b>182</b>

**Women**

Students enrolled for credit	Total full-time students	Total part-time students	Grand total, all students
<u>U.S. Nonresident</u>	1	0	1
<u>Hispanic/Latino</u>	3	0	3
<u>American Indian or Alaska Native</u>	0	0	0
<u>Asian</u>	2	0	2
<u>Black or African American</u>	2	0	2
<u>Native Hawaiian or Other Pacific Islander</u>	0	0	0
<u>White</u>	11	1	12
Two or more races	1	0	1
<u>Race and ethnicity unknown</u>	3	0	3
<b>Total women</b>	<b>23</b>	<b>1</b>	<b>24</b>

<b>Grand Total (men+women)</b>	<b>180</b>	<b>26</b>	<b>206</b>
--------------------------------	------------	-----------	------------

[Back to top](#)

Institution: Eastern Washington University (235097)

Part A - Fall Enrollment - Summary: CIP CODE:26.0000

**Fall Enrollment Totals**

CIP CODE: 26.0000 -- Biological and Biomedical Sciences

**Men**

Students enrolled for credit	Total full-time students	Total part-time students	Grand total, all students
<u>U.S. Nonresident</u>	2	0	2
<u>Hispanic/Latino</u>	22	6	28
<u>American Indian or Alaska Native</u>	3	0	3
<u>Asian</u>	5	0	5
<u>Black or African American</u>	2	1	3
<u>Native Hawaiian or Other Pacific Islander</u>	0	0	0
<u>White</u>	76	18	94
Two or more races	13	2	15
<u>Race and ethnicity unknown</u>	7	0	7
<b>Total men</b>	<b>130</b>	<b>27</b>	<b>157</b>

**Women**

Students enrolled for credit	Total full-time students	Total part-time students	Grand total, all students
<u>U.S. Nonresident</u>	1	0	1
<u>Hispanic/Latino</u>	43	2	45
<u>American Indian or Alaska Native</u>	1	0	1
<u>Asian</u>	13	0	13
<u>Black or African American</u>	6	0	6
<u>Native Hawaiian or Other Pacific Islander</u>	0	0	0
<u>White</u>	125	20	145
Two or more races	17	3	20
<u>Race and ethnicity unknown</u>	13	1	14
<b>Total women</b>	<b>219</b>	<b>26</b>	<b>245</b>
<b>Grand Total (men+women)</b>	<b>349</b>	<b>53</b>	<b>402</b>

Back to top

Institution: Eastern Washington University (235097)

Part A - Fall Enrollment - Summary: CIP CODE:27.0000

**Fall Enrollment Totals**

CIP CODE: 27.0000 -- Mathematics and Statistics

**Men**

Students enrolled for credit	Total full-time students	Total part-time students	Grand total, all students
<u>U.S. Nonresident</u>	0	0	0
<u>Hispanic/Latino</u>	4	0	4
<u>American Indian or Alaska Native</u>	0	0	0
<u>Asian</u>	2	0	2
<u>Black or African American</u>	0	0	0
<u>Native Hawaiian or Other Pacific Islander</u>	1	0	1
<u>White</u>	10	1	11
Two or more races	1	0	1
<u>Race and ethnicity unknown</u>	0	0	0
<b>Total men</b>	<b>18</b>	<b>1</b>	<b>19</b>

**Women**

Students enrolled for credit	Total full-time students	Total part-time students	Grand total, all students
<u>U.S. Nonresident</u>	1	0	1
<u>Hispanic/Latino</u>	1	0	1
<u>American Indian or Alaska Native</u>	0	0	0
<u>Asian</u>	0	0	0
<u>Black or African American</u>	1	0	1
<u>Native Hawaiian or Other Pacific Islander</u>	0	0	0
<u>White</u>	8	1	9
Two or more races	0	0	0
<u>Race and ethnicity unknown</u>	0	0	0
<b>Total women</b>	<b>11</b>	<b>1</b>	<b>12</b>
<b>Grand Total (men+women)</b>	<b>29</b>	<b>2</b>	<b>31</b>

Back to top

Institution: Eastern Washington University (235097)

Part A - Fall Enrollment - Summary: CIP CODE:40.0000

**Fall Enrollment Totals**

CIP CODE: 40.0000 -- Physical Sciences

**Men**

Students enrolled for credit	Total full-time students	Total part-time students	Grand total, all students
<u>U.S. Nonresident</u>	0	0	0
<u>Hispanic/Latino</u>	1	0	1
<u>American Indian or Alaska Native</u>	0	0	0
<u>Asian</u>	0	0	0
<u>Black or African American</u>	0	0	0
<u>Native Hawaiian or Other Pacific Islander</u>	0	0	0
<u>White</u>	27	8	35
Two or more races	4	0	4
<u>Race and ethnicity unknown</u>	3	0	3
<b>Total men</b>	<b>35</b>	<b>8</b>	<b>43</b>

**Women**

Students enrolled for credit	Total full-time students	Total part-time students	Grand total, all students
<u>U.S. Nonresident</u>	0	0	0
<u>Hispanic/Latino</u>	7	1	8
<u>American Indian or Alaska Native</u>	0	0	0
<u>Asian</u>	3	1	4
<u>Black or African American</u>	0	0	0
<u>Native Hawaiian or Other Pacific Islander</u>	0	0	0
<u>White</u>	27	7	34
Two or more races	0	0	0
<u>Race and ethnicity unknown</u>	6	0	6
<b>Total women</b>	<b>43</b>	<b>9</b>	<b>52</b>
<b>Grand Total (men+women)</b>	<b>78</b>	<b>17</b>	<b>95</b>

Back to top

Institution: Eastern Washington University (235097)

Part A - Fall Enrollment - Summary: CIP CODE:52.0000

**Fall Enrollment Totals**

CIP CODE: 52.0000 -- Business, Management, Marketing and Related Support Services

**Men**

Students enrolled for credit	Total full-time students	Total part-time students	Grand total, all students
<u>U.S. Nonresident</u>	8	1	9
<u>Hispanic/Latino</u>	67	17	84
<u>American Indian or Alaska Native</u>	8	1	9
<u>Asian</u>	17	6	23
<u>Black or African American</u>	28	11	39
<u>Native Hawaiian or Other Pacific Islander</u>	2	0	2
<u>White</u>	272	85	357
Two or more races	33	8	41
<u>Race and ethnicity unknown</u>	24	9	33
<b>Total men</b>	<b>459</b>	<b>138</b>	<b>597</b>

**Women**

Students enrolled for credit	Total full-time students	Total part-time students	Grand total, all students
<u>U.S. Nonresident</u>	15	1	16
<u>Hispanic/Latino</u>	88	18	106
<u>American Indian or Alaska Native</u>	12	2	14
<u>Asian</u>	39	8	47
<u>Black or African American</u>	25	8	33
<u>Native Hawaiian or Other Pacific Islander</u>	2	1	3
<u>White</u>	331	86	417
Two or more races	40	12	52
<u>Race and ethnicity unknown</u>	26	6	32
<b>Total women</b>	<b>578</b>	<b>142</b>	<b>720</b>
<b>Grand Total (men+women)</b>	<b>1,037</b>	<b>280</b>	<b>1,317</b>

Back to top

Institution: Eastern Washington University (235097)

Part A - Fall Enrollment- Gender Unknown or another gender than Men/Women categories

Part A - Fall Enrollment - Gender Unknown or another gender than Provided Categories

- The 'gender unknown' category is to report students for whom the institution does not know a gender.
- Institutions should not ask students that do not select a binary gender to allocate themselves to a binary gender category; it is up to the institution to allocate unknown students and students that indicate another gender into the binary categories throughout the forms where required. One commonly used method to allocate students is to use the known portion of men to women.

Is your institution able to report another gender for the 2022-23 data collection? If you indicate 'No', your institution should leave the cells in the rows for 'Another gender' blank (i.e., do not report 0). If you indicate 'Yes', but no students identified as another gender, please enter '0'.

Undergraduate students:

- Yes
- No

Graduate students:

- Yes
- No

Of the total students reported, how many students did you allocate to a binary gender category (Men/Women) because their gender was unknown or another gender than the provided categories?

	Number of students	
	Undergraduate students	Graduate students
<b>Grand total</b>	<b>7,604</b>	<b>3,306</b>
Gender unknown (i.e., gender information is not known or not collected).	0	0
<b>Another gender</b> (i.e., gender information is known but does not fall into either of the mutually exclusive binary categories provided [Men/Women]).	7	10
<b>Total of Gender unknown + Another gender</b>	<b>7</b>	<b>10</b>
<b>Total of Students for whom gender is known and falls into one of the mutually exclusive binary categories provided [Men/Women]</b>	<b>7,597</b>	<b>3,296</b>

Back to top




Institution: Eastern Washington University (235097)

Part A - Fall Enrollment by Distance Education Status

Enrollment as of the institution's official fall reporting date or as of **October 15, 2022**

	Undergraduate Students		Graduate Students
	Degree/certificate-seeking	Non-degree/non-certificate-seeking	
<b>i</b> Enrolled <i>exclusively</i> in <u>distance education courses</u>	868	1	1,939
Enrolled in <i>at least one</i> but not all distance education courses	3,142	3	197
<i>Not enrolled</i> in any distance education courses	<b>2,928</b>	<b>662</b>	<b>1,170</b>
<b>Total (from prior part A screens)</b>	<b>6,938</b>	<b>666</b>	<b>3,306</b>

 You may use the box below to provide additional context for the data you have reported above. Context notes will be posted on the College Navigator website. Therefore, you should write all context notes using proper grammar (e.g., complete sentences with punctuation) and common language that can be easily understood by students and parents (e.g., spell out acronyms).

Institution: Eastern Washington University (235097)

Part A - Fall Enrollment by Distance Education Status

Of those students *exclusively* enrolled in distance education courses, report the number that are:

		Undergraduate Students		Graduate Students
		Degree/certificate-seeking	Non-degree/non-certificate-seeking	
Located in	WA	718	0	1,068
Located in the U.S. but not in	WA	22	0	498
Located in the U.S. but state/jurisdiction unknown		128	0	1
Located outside the U.S.		0	1	371
Location unknown/unreported		0	0	1
<b>Total students exclusively enrolled in distance education (from section above)</b>		<b>868</b>	<b>1</b>	<b>1,939</b>

Back to top

Institution: Eastern Washington University (235097)

## Part B - Fall Enrollment by Age and Gender for Full-time Undergraduate Students

Enrollment as of the institution's official fall reporting date or as of **October 15, 2022**NOTE: These data are **optional** this year.

Age	Full-time Undergraduate Students	
	Men	Women
Under 18	169	234
18-19	862	1,279
20-21	822	1,207
22-24	593	613
25-29	247	234
30-34	107	109
35-39	32	58
40-49	30	63
50-64	8	12
65 and over	0	1
Age unknown/unreported	0	3
<b>Total full-time undergraduate students (from part A)</b>	<b>2,870</b>	<b>3,813</b>

[Back to top](#)

Institution: Eastern Washington University (235097)

## Part B - Fall Enrollment by Age and Gender for Part-time Undergraduate Students

Enrollment as of the institution's official fall reporting date or as of **October 15, 2022**NOTE: These data are **optional** this year.

Age	Part-time Undergraduate Students	
	Men	Women
Under 18	69	117
18-19	36	42
20-21	65	83
22-24	143	106
25-29	65	49
30-34	24	34
35-39	15	19
40-49	8	22
50-64	6	17
65 and over	0	0
Age unknown/unreported	1	0
<b>Total part-time undergraduate students (from part A)</b>	<b>432</b>	<b>489</b>

[Back to top](#)

Institution: Eastern Washington University (235097)

## Part B - Fall Enrollment by Age and Gender for Full-time Graduate Students

Enrollment as of the institution's official fall reporting date or as of **October 15, 2022**NOTE: These data are **optional** this year.

Age	Full-time Graduate Students	
	Men	Women
Under 18	<input type="text" value="0"/>	<input type="text" value="0"/>
18-19	<input type="text" value="0"/>	<input type="text" value="0"/>
20-21	<input type="text" value="9"/>	<input type="text" value="58"/>
22-24	<input type="text" value="122"/>	<input type="text" value="362"/>
25-29	<input type="text" value="158"/>	<input type="text" value="407"/>
30-34	<input type="text" value="122"/>	<input type="text" value="259"/>
35-39	<input type="text" value="109"/>	<input type="text" value="195"/>
40-49	<input type="text" value="111"/>	<input type="text" value="276"/>
50-64	<input type="text" value="44"/>	<input type="text" value="109"/>
65 and over	<input type="text" value="2"/>	<input type="text" value="2"/>
Age unknown/unreported	2	4
<b>Total full-time graduate students (from part A)</b>	<b>679</b>	<b>1,672</b>

[Back to top](#)

Institution: Eastern Washington University (235097)

## Part B - Fall Enrollment by Age and Gender for Part-time Graduate Students

Enrollment as of the institution's official fall reporting date or as of **October 15, 2022**NOTE: These data are **optional** this year.

Age	Part-time Graduate Students	
	Men	Women
Under 18	<input type="text" value="0"/>	<input type="text" value="0"/>
18-19	<input type="text" value="0"/>	<input type="text" value="0"/>
20-21	<input type="text" value="1"/>	<input type="text" value="5"/>
22-24	<input type="text" value="20"/>	<input type="text" value="52"/>
25-29	<input type="text" value="58"/>	<input type="text" value="103"/>
30-34	<input type="text" value="57"/>	<input type="text" value="112"/>
35-39	<input type="text" value="50"/>	<input type="text" value="104"/>
40-49	<input type="text" value="95"/>	<input type="text" value="175"/>
50-64	<input type="text" value="39"/>	<input type="text" value="71"/>
65 and over	<input type="text" value="4"/>	<input type="text" value="5"/>
Age unknown/unreported	1	3
<b>Total part-time graduate students (from part A)</b>	<b>325</b>	<b>630</b>


[Back to top](#)

Institution: Eastern Washington University (235097)

### Part C - Screening Question

Did any of your first-time degree/certificate-seeking undergraduate students (reported in Part A) enroll within 12 months of graduating high school or receiving their GED?

- No, we do not have any first-time students who enrolled within 12 months of their high school graduation.
- Yes, we have first-time students who enrolled within 12 months of their high school graduation.

 You may use the box below to provide additional context for the data you have reported above. Context notes will be posted on the College Navigator website. Therefore, you should write all context notes using proper grammar (e.g., complete sentences with punctuation) and common language that can be easily understood by students and parents (e.g., spell out acronyms).

Back to top

Institution: Eastern Washington University (235097)

Part C - Residence of First-time Undergraduates

Enrollment as of the institution's official fall reporting date or as of **October 15, 2022**

Enter **at least one** zero, where applicable, to verify that the screen has not been skipped.

State of <u>residence</u> when student was first admitted	FIPS Code	<b>i</b> Total <u>first-time</u> degree/certificate-seeking undergraduates (1)	Of students in column 1, those who enrolled within 12 months of high school graduation or receiving their GED (2)
Alabama	01	<input type="text" value="0"/>	<input type="text" value="0"/>
Alaska	02	<input type="text" value="4"/>	<input type="text" value="4"/>
Arizona	04	<input type="text" value="2"/>	<input type="text" value="2"/>
Arkansas	05	<input type="text" value="0"/>	<input type="text" value="0"/>
California	06	<input type="text" value="16"/>	<input type="text" value="16"/>
Colorado	08	<input type="text" value="3"/>	<input type="text" value="3"/>
Connecticut	09	<input type="text" value="0"/>	<input type="text" value="0"/>
Delaware	10	<input type="text" value="0"/>	<input type="text" value="0"/>
District of Columbia	11	<input type="text" value="0"/>	<input type="text" value="0"/>
Florida	12	<input type="text" value="1"/>	<input type="text" value="1"/>
Georgia	13	<input type="text" value="0"/>	<input type="text" value="0"/>
Hawaii	15	<input type="text" value="2"/>	<input type="text" value="2"/>
Idaho	16	<input type="text" value="10"/>	<input type="text" value="8"/>
Illinois	17	<input type="text" value="1"/>	<input type="text" value="0"/>
Indiana	18	<input type="text" value="0"/>	<input type="text" value="0"/>
Iowa	19	<input type="text" value="0"/>	<input type="text" value="0"/>
Kansas	20	<input type="text" value="0"/>	<input type="text" value="0"/>
Kentucky	21	<input type="text" value="0"/>	<input type="text" value="0"/>
Louisiana	22	<input type="text" value="0"/>	<input type="text" value="0"/>
Maine	23	<input type="text" value="0"/>	<input type="text" value="0"/>

Back to top



Institution: Eastern Washington University (235097)

## Part C - Residence of First-time Undergraduates

Enrollment as of the institution's official fall reporting date or as of **October 15, 2022**Enter **at least one** zero, where applicable, to verify that the screen has not been skipped.

State of <u>residence</u> when student was first admitted	FIPS Code	Total <u>first-time</u> degree/certificate-seeking undergraduates (1)	Of students in column 1, those who enrolled within 12 months of high school graduation or receiving their GED (2)
Maryland	24	<input type="text" value="0"/>	<input type="text" value="0"/>
Massachusetts	25	<input type="text" value="0"/>	<input type="text" value="0"/>
Michigan	26	<input type="text" value="0"/>	<input type="text" value="0"/>
Minnesota	27	<input type="text" value="1"/>	<input type="text" value="1"/>
Mississippi	28	<input type="text" value="0"/>	<input type="text" value="0"/>
Missouri	29	<input type="text" value="0"/>	<input type="text" value="0"/>
Montana	30	<input type="text" value="3"/>	<input type="text" value="2"/>
Nebraska	31	<input type="text" value="0"/>	<input type="text" value="0"/>
Nevada	32	<input type="text" value="5"/>	<input type="text" value="5"/>
New Hampshire	33	<input type="text" value="0"/>	<input type="text" value="0"/>
New Jersey	34	<input type="text" value="0"/>	<input type="text" value="0"/>
New Mexico	35	<input type="text" value="0"/>	<input type="text" value="0"/>
New York	36	<input type="text" value="0"/>	<input type="text" value="0"/>
North Carolina	37	<input type="text" value="0"/>	<input type="text" value="0"/>
North Dakota	38	<input type="text" value="0"/>	<input type="text" value="0"/>
Ohio	39	<input type="text" value="0"/>	<input type="text" value="0"/>
Oklahoma	40	<input type="text" value="0"/>	<input type="text" value="0"/>
Oregon	41	<input type="text" value="10"/>	<input type="text" value="10"/>
Pennsylvania	42	<input type="text" value="0"/>	<input type="text" value="0"/>
Rhode Island	44	<input type="text" value="0"/>	<input type="text" value="0"/>

Back to top


Institution: Eastern Washington University (235097)

Part C - Residence of First-time Undergraduates

Enrollment as of the institution's official fall reporting date or as of **October 15, 2022**

Enter at least one zero, where applicable, to verify that the screen has not been skipped.

State of <u>residence</u> when student was first admitted	FIPS Code	Total <u>first-time</u> degree/certificate-seeking undergraduates (1)	Of students in column 1, those who enrolled within 12 months of high school graduation or receiving their GED (2)
South Carolina	45	<input type="text" value="0"/>	<input type="text" value="0"/>
South Dakota	46	<input type="text" value="1"/>	<input type="text" value="1"/>
Tennessee	47	<input type="text" value="0"/>	<input type="text" value="0"/>
Texas	48	<input type="text" value="0"/>	<input type="text" value="0"/>
Utah	49	<input type="text" value="3"/>	<input type="text" value="3"/>
Vermont	50	<input type="text" value="0"/>	<input type="text" value="0"/>
Virginia	51	<input type="text" value="1"/>	<input type="text" value="1"/>
Washington	53	<input type="text" value="1,283"/>	<input type="text" value="1,188"/>
West Virginia	54	<input type="text" value="0"/>	<input type="text" value="0"/>
Wisconsin	55	<input type="text" value="0"/>	<input type="text" value="0"/>
Wyoming	56	<input type="text" value="1"/>	<input type="text" value="1"/>
<u>State Unknown</u>	57	<input type="text" value="16"/>	<input type="text" value="15"/>
American Samoa	60	<input type="text" value="0"/>	<input type="text" value="0"/>
Federated States of Micronesia	64	<input type="text" value="0"/>	<input type="text" value="0"/>
Guam	66	<input type="text" value="0"/>	<input type="text" value="0"/>
Marshall Islands	68	<input type="text" value="0"/>	<input type="text" value="0"/>
Northern Marianas	69	<input type="text" value="0"/>	<input type="text" value="0"/>
Palau	70	<input type="text" value="0"/>	<input type="text" value="0"/>
Puerto Rico	72	<input type="text" value="0"/>	<input type="text" value="0"/>
Virgin Islands	78	<input type="text" value="0"/>	<input type="text" value="0"/>
Foreign Countries	90	<input type="text" value="5"/>	<input type="text" value="2"/>
Residence unknown/unreported	98	<input type="text" value="0"/>	<input type="text" value="0"/>
<b>Total first-time degree/certificate-seeking undergraduates (from Part A)</b>		<b>1,368</b>	<b>1,265</b>

 You may use the box below to provide additional context for the data you have reported above. Context notes will be posted on the College Navigator website. Therefore, you should write all context notes using proper grammar (e.g., complete sentences with punctuation) and common language that can be easily understood by students and parents (e.g., spell out acronyms).

Back to top

Institution: Eastern Washington University (235097)

## Part D - Total Undergraduate Entering Class

**Total Undergraduate Entering Class, Fall 2022**

D1	Total full-time, first-time degree/certificate-seeking <u>undergraduates</u> from Part A (GR <u>cohort</u> )	1,338
D2	Total <u>first-time</u> degree/certificate-seeking undergraduates (full-time + part-time) from Part A	1,368
D3	Total <u>transfer-in (non-first-time entering)</u> , degree/certificate-seeking undergraduates (full-time + part-time) from Part A	681
D4	Total <u>non-degree/non-certificate-seeking</u> undergraduates (full-time + part-time) from Part A	666
D5	Of the total non-degree/non-certificate-seeking undergraduates displayed on line D4, <b>the number that are new to the institution in Fall 2022</b>	<input type="text" value="15"/>
D6	Total <u>entering students</u> at the undergraduate level <b>Note:</b> This is calculated as first-time students (line D2) + students transferring to the institution (line D3) + non-degree/non-certificate-seeking undergraduates entering in Fall 2022 (line D5).	2,064
D7	Percentage of undergraduate entering class represented by your GR <u>cohort</u> (line D1/line D6)	65

[Back to top](#)

Institution: Eastern Washington University (235097)

Part E - First-time Bachelor's Cohort Retention Rates (Full-time)

**Retention Rates - Full-time, First-time Bachelor's Cohort from Fall 2021**


Academic reporters determine the cohort and retention as of the institution's official fall reporting date or as of October 15. Program reporters determine the cohort with enrollment any time between August 1 and October 31, 2021 and retention based on August 1, 2022.

The retention rate is calculated by the system after clicking "Save" on the screen. Exclusions are subtracted from and inclusions are added to the original cohort and the resulting adjusted cohort is used for calculating the retention rate.

Retention Data Reporting Reminders:

- Include only **full-time, first-time bachelor's** students in this cohort.
- Determine the full-time cohort using Fall 2021 status (e.g., if a student was full-time in Fall 2021, report them in the full-time cohort regardless of their Fall 2022 status).
- If there are no students to report in the cohort, enter zero. Do not leave the field blank.
- Report in the exclusions box (line E2a) the number of students from the cohort who left the institution for any of the following reasons: died or were totally and permanently disabled; to serve in the armed forces (including those called to active duty); to serve with a foreign aid service of the Federal Government (e.g., Peace Corps); or to serve on official church missions.
- Report in the inclusion box (line E2b) first-time bachelor's-seeking study abroad students who were excluded from the first-time cohort (line E1) but who have re-enrolled at the institution their second year.

FULL-TIME, FIRST-TIME BACHELOR'S COHORT RETENTION:			Prior year data (Fall 2020 cohort)	
<b>E1</b>	Full-time, first-time Fall 2021 bachelor's cohort	<input checked="" type="checkbox"/> <input type="text" value="1,278"/>	<b>1,490</b>	
<b>E2a</b>	<u>Exclusions</u> from the Fall 2021 cohort	<input type="text" value="0"/>	<b>0</b>	
<b>E2b</b>	Inclusion to the Fall 2021 cohort	<input type="text" value="0"/>	<b>0</b>	
<b>E3</b>	<b>Adjusted</b> Fall 2021 cohort (line E1- E2a + E2b)	<b>1,278</b>	<b>1,490</b>	
<b>E4</b>	Students from Fall 2021 cohort <b>still enrolled</b> as of Fall 2022	<input type="text" value="857"/>	<b>996</b>	
<b>E5</b>	Full-time, first-time Fall 2021 bachelor's cohort retention rate (line E4 / line E3)	<b>67</b> %	<b>67</b> %	

 The notes below provide context for the data you've reported above and **may** be posted on the College Navigator website. Choose one option that best explains your data or choose "Not Applicable" if you do not wish to provide context notes. If none of the options provided explain your institution's data, then choose "Other" and write your own context notes. Therefore, you should write all context notes using proper grammar (e.g., complete sentences with punctuation) and common language that can be easily understood by students and parents (e.g., spell out acronyms).

Not Applicable ▼

Back to top

Institution: Eastern Washington University (235097)

Part E - First-time Bachelor's Cohort Retention Rates (Part-time)

**Retention Rates - Part-time, First-time Bachelor's Cohort from Fall 2021**


Academic reporters determine the cohort and retention as of the institution's official fall reporting date or as of October 15. Program reporters determine the cohort with enrollment any time between August 1 and October 31, 2021 and retention based on August 1, 2022.

The retention rate is calculated by the system after clicking "Save" on the screen. Exclusions are subtracted from the original cohort and the resulting adjusted cohort is used for calculating the retention rate.

Retention Data Reporting Reminders:

- Include only **part-time, first-time bachelor's** students in this cohort.
- Determine part-time using Fall 2021 attendance status (e.g., if a student was part-time in Fall 2021, report them in the part-time cohort regardless of their Fall 2022 status).
- If there are no students to report in the cohort, enter zero. Do not leave the field blank.
- Report in the exclusions box (line E7a) the number of students from the cohort who left the institution for any of the following reasons: died or were totally and permanently disabled; to serve in the armed forces (including those called to active duty); to serve with a foreign aid service of the Federal Government (e.g., Peace Corps); or to serve on official church missions.
- Report in the inclusion box (line E7b) first-time bachelor's-seeking study abroad students who were excluded from the first-time cohort (line E6) but who have re-enrolled at the institution their second year.

PART-TIME, FIRST-TIME BACHELOR'S COHORT RETENTION:		Prior year data (Fall 2020 cohort)	
<b>E6</b>	Part-time, first-time Fall 2021 bachelor's cohort	<input type="text" value="26"/>	36
<b>E7a</b>	<u>Exclusions</u> from the Fall 2021 cohort	<input type="text" value="0"/>	0
<b>E7b</b>	Inclusions to the Fall 2021 cohort	<input type="text" value="0"/>	0
<b>E8</b>	<b>Adjusted</b> Fall 2021 cohort (line E6 - E7a + E7b)	26	36
<b>E9</b>	Students from Fall 2021 cohort <b>still enrolled</b> as of Fall 2022	<input type="text" value="10"/>	13
<b>E10</b>	Part-time, first-time Fall 2021 bachelor's cohort retention rate (line E9 / line E8)	38 %	36 %

 The notes below provide context for the data you've reported above and **may** be posted on the College Navigator website. Choose one option that best explains your data or choose "Not Applicable" if you do not wish to provide context notes. If none of the options provided explain your institution's data, then choose "Other" and write your own context notes. Therefore, you should write all context notes using proper grammar (e.g., complete sentences with punctuation) and common language that can be easily understood by students and parents (e.g., spell out acronyms).

Not Applicable ▼

Back to top

Institution: Eastern Washington University (235097)

### Part F - Student-to-Faculty Ratio

#### Student-to-Faculty Ratio

Please provide your institution's student-to-faculty ratio (i.e., student-to-instructional staff) for undergraduate programs for Fall 2022. The student-to-faculty ratio and any accompanying context that is provided will be displayed on College Navigator.

Note: Logic in this item is similar to item I-2 from the Common Data Set data collection.


Click [here](#) to use a worksheet to help you determine the student-to-faculty ratio

Student-to-faculty ratio

to 1

Student-to-faculty ratio prior year

to 1

 You may use the box below to provide additional context for the data you have reported above. Context notes will be posted on the College Navigator website. Therefore, you should write all context notes using proper grammar (e.g., complete sentences with punctuation) and common language that can be easily understood by students and parents (e.g., spell out acronyms).

Back to top

Institution: Eastern Washington University (235097)

## Summary

### Fall Enrollment Survey Summary

IPEDS collects important information regarding your institution. All data reported in IPEDS survey components become available in the IPEDS Data Center and appear as aggregated data in various Department of Education reports. Additionally, some of the reported data appears specifically for your institution through the College Navigator website and is included in your institution's Data Feedback Report (DFR). The purpose of this summary is to provide you an opportunity to view some of the data that, when accepted through the IPEDS quality control process, will appear on the College Navigator website and/or your DFR. College Navigator is updated approximately three months after the data collection period closes and Data Feedback Reports will be available through the [Data Center](#) and sent to your institution's CEO in November 2023.

Please review your data for accuracy. If you have questions about the data displayed below after reviewing the data reported on the survey screens, please contact the IPEDS Help Desk at: 1-877-225-2568 or [ipedshelp@rti.org](mailto:ipedshelp@rti.org).

## Four-Year Institutions with Graduate Students

Student Enrollment	
Total enrollment	10,910
Undergraduate enrollment	7,604
Undergraduate transfer-in enrollment	681
Graduate enrollment	3,306
Student-to-faculty ratio	19 to 1

Student Characteristics (All Students)	
Percent of all students who are female	61%
Percent of all students by race/ethnicity:	
American Indian or Alaska Native	1%
Asian	3%
Black or African American	4%
Hispanic/Latino	16%
Native Hawaiian or Pacific Islander	1%
White	61%
Two or More Races	6%
Race and ethnicity unknown	7%
U.S. Nonresident	1%

Undergraduate Student Characteristics	
Percent of undergraduates who are female	57%
Percent of undergraduates who are full-time	88%
Percent of undergraduates by race/ethnicity:	
American Indian or Alaska Native	1%
Asian	2%
Black or African American	4%
Hispanic/Latino	19%
Native Hawaiian or Pacific Islander	1%
White	58%
Two or More Races	7%
Race and ethnicity unknown	8%
U.S. Nonresident	1%

Undergraduate Retention and Graduation Rate Cohort	
First-time, full-time bachelor's seeking student retention rate	67%
First-time, part-time bachelor's seeking student retention rate	38%
Graduation rate cohort as percent of total entering students	65%

Graduate Student Characteristics	
Percent of graduate students who are female	70%

[Back to top](#)

Percent of graduate students who are full-time	71%
--	-----



[Back to top](#)