

Note: Institution did NOT submit revisions through the Prior Year Data Revision System for selected collection year and survey.

## IC Header 2020-21

Institution: Eastern Washington University (235097)

## Part A - Educational Offerings

**1. Which of the following types of instruction/programs are offered by your institution? [Check one or more]**

*If your institution does not offer occupational, academic or continuing professional programs, you are not expected to complete this or any other IPEDS survey.*

- Occupational, may lead to a certificate, degree, or other recognized postsecondary credential
- Academic, may lead to a certificate, degree, or diploma
- Continuing, professional (postbaccalaureate only)
- Recreational or avocational (leisure) programs
- Adult basic or remedial instruction or high school equivalency
- Secondary (high school)

Back to top

Institution: Eastern Washington University (235097)

Part B - Organization - Control and Levels

1. What is your institutional control or affiliation?

Be sure to select the correct control for your institution. Errors on this question have an impact throughout the IPEDS surveys, in federal reporting, in net price groupings, and on your institutions' appearance to students. If you reported incorrectly in a previous year, please contact the IPEDS Help Desk at 877.225.2568 to correct the error.

Public - Select primary and/or secondary controls below

Primary control

Secondary control (if applicable)

State

Select One

Private for-profit

Private not-for-profit independent (no religious affiliation)

Private not-for-profit religious affiliation - Select affiliation below

Select One

2. What award levels are offered by your institution? [Check all that apply]

Award Levels reported should be completed based on the current year. When reporting award levels for subbaccalaureate certificates (levels 1a, 1b, 2, and 4), determine program length by the number of credit or clock hours.

The "Other" award level should not be used unless your program truly does not fit any of the other award levels. We expect very few institutions to fit the "Other" category.

Even though Teacher Preparation certificate programs may require a bachelor's degree for admission, they are considered subbaccalaureate undergraduate programs. Check the applicable award level 1a, 1b, 2, or 4, depending on the length of the Teacher Preparation program.

Award Level		
<b>BELOW THE BACCALAUREATE:</b>		
1a	<input checked="" type="checkbox"/>	<u>Postsecondary award, certificate, or diploma of</u> - less than 300 clock hours, or - less than 9 semester or trimester credit hours, or - less than 13 quarter credit hours
1b	<input type="checkbox"/>	<u>Postsecondary award, certificate, or diploma of</u> - 300-899 clock hours, or - 9-29 semester or trimester credit hours, or - 13-44 quarter credit hours
2	<input type="checkbox"/>	<u>Postsecondary award, certificate, or diploma of</u> - at least 900 but less than 1,800 clock hours, or - at least 30 but less than 60 semester or trimester credit hours, or - at least 45 but less than 90 quarter credit hours
3	<input type="checkbox"/>	<u>Associate's degree</u>
4	<input type="checkbox"/>	<u>Postsecondary award, certificate, or diploma of</u> - 1,800 or more clock hours, or - 60 or more semester or trimester credit hours, or - 90 or more quarter credit hours
<b>BACCALAUREATE AND ABOVE:</b>		
5	<input checked="" type="checkbox"/>	<u>Bachelor's degree</u> or equivalent
6	<input checked="" type="checkbox"/>	<u>Postbaccalaureate certificate</u>
7	<input checked="" type="checkbox"/>	<u>Master's degree</u>
8	<input checked="" type="checkbox"/>	<u>Post-master's certificate</u>
17	<input type="checkbox"/>	<u>Doctor's degree - research/scholarship</u>
18	<input checked="" type="checkbox"/>	<u>Doctor's degree - professional practice</u>
19	<input type="checkbox"/>	<u>Doctor's degree - other</u>
12	<input type="checkbox"/>	Other (please specify in context box below)

Yes, I confirm that I reviewed the award levels offered by my institution above.

You may use the box below to provide additional context for the data you have reported above. Context notes will be posted on the College Navigator website. Therefore, you should write all context notes using proper grammar (e.g., complete sentences with punctuation) and common language that can be easily understood by students and parents (e.g., spell out acronyms).

Back to top

Institution: Eastern Washington University (235097)

## Part B - Organization - Calendar System

Your response to the next question determines how your institution reports Institutional Characteristics student charges data in the fall, Student Financial Aid data in the winter, and Graduation Rates data in the winter. *It also impacts the net price calculation in the Student Financial Aid survey.*

If the calendar system differs from prior year or requires a change, please contact the IPEDS Help Desk at 877.225.2568.

### 3. What is the predominant calendar system at the institution? [Choose one]

#### Academic Year Reporting Method (Standard academic terms)

Selecting one of the following calendar types determines that your institution will provide Student Financial Aid and Graduation Rates data based on a FALL COHORT, and student charges data for a full ACADEMIC YEAR.

- Semester
- Quarter
- Trimester
- 4-1-4 or similar plan

#### Program Reporting Method (Other calendar system)

Selecting one of the following calendar types determines that your institution will provide Student Financial Aid and Graduation Rates data based on a FULL-YEAR COHORT, and student charges data by PROGRAM.

- Differs by program
- Continuous basis (every 2 weeks, monthly, or other period)

#### Hybrid/Mixed Reporting Method (Standard academic terms, other academic calendar)

Selecting the hybrid calendar type determines that your institution will provide Graduation Rates data based on a FULL-YEAR COHORT, student charges data for a full ACADEMIC YEAR, and Student Financial Aid data for students enrolling between August 1 and October 31.

- Hybrid (Other academic calendar)

Institution: Eastern Washington University (235097)

Part B - Organization - Student Enrollment

**4. Does your institution enroll any of the following types of students?**

Include all levels offered by your institution, *even if there are no students currently enrolled at that level.*

Responses to these questions determine which screens will be generated for reporting academic year tuition charges, and for reporting Fall Enrollment during the Spring collection. Additionally, checking **Yes** for full-time, first-time, degree/certificate-seeking undergraduate students determines that your institution must report cost of attendance data (on the IC component) and Student Financial Aid data for these students.

	Full-time		Part-time	
Undergraduate (academic or occupational programs)	<input type="radio"/> No	<input checked="" type="radio"/> Yes	<input type="radio"/> No	<input checked="" type="radio"/> Yes
First-time, degree/certificate-seeking undergraduate	<input type="radio"/> No	<input checked="" type="radio"/> Yes	<input type="radio"/> No	<input checked="" type="radio"/> Yes
Graduate (not including doctor's-professional practice)	<input type="radio"/> No	<input checked="" type="radio"/> Yes	<input type="radio"/> No	<input checked="" type="radio"/> Yes

**5. Does your institution enroll students in doctor's degree - professional practice programs?**

Checking **Yes** for this question will allow your institution to report graduate level students in Fall Enrollment. If you select **Yes** to enrolling students in one of the listed programs, you will also report tuition for the appropriate program(s).

- No
- Yes

**Do you enroll students in one of the following?**

Chiropractic (D.C. or D.C.M.), Dentistry (D.D.S. or D.M.D.), Medicine (M.D.), Optometry (O.D.), Osteopathic Medicine (D.O.), Pharmacy (Pharm.D.), Podiatry (Pod.D., D.P., or D.P.M.), Veterinary Medicine (D.V.M.), Law (J.D.)

- No
- Yes

**6. For Fall 2014, did your institution have any full-time, first-time degree/certificate-seeking students enrolled in programs at the baccalaureate level or below?**

If you answer **Yes** to this question, you will be required to provide Graduation Rates data for the 2014-15 cohort in the winter collection. If you answer **No** to this question, indicate the reason you are not required to report Graduation Rates for the cohort year requested.

If you reported any full-time, first-time degree/certificate-seeking undergraduates on the 2014-15 Enrollment survey, the data will be preloaded below.

- No
  - This institution did not enroll full-time, first-time (undergraduate) students.
  - This institution did not offer programs at or below the baccalaureate level.
  - This institution was not in operation in 2014-15.
- Yes

Full-time, first-time degree/certificate-seeking students from the 2014-15 Enrollment survey (GR Cohort)

1,581

Institution: Eastern Washington University (235097)

## Part B - Multi-institution or Multi-campus Organization

### 7. Multi-institution or multi-campus organization

Is the institution part of a multi-institution or multi-campus organization that owns, governs, or controls the institution? **Do NOT indicate a religious affiliation here; that information is collected separately.**

*If you need assistance or need to make changes, contact the IPEDS Help Desk at 1-877-225-2568. You will not be able to lock your submission if this question is blank.*

- No, this institution **IS NOT** a part of a multi-institution or multi-campus organization that owns, governs, or controls the institution.
- Yes, this institution **IS** a part of a multi-institution or multi-campus organization that owns, governs, or controls the institution.


[Back to top](#)

Institution: Eastern Washington University (235097)

### Part C - Other Survey Screening Questions - Open Admission


**1. Does your institution have an open admission policy for all or most entering first-time degree/certificate-seeking undergraduate-level students?**

If the only requirement for admission is a high school diploma or GED/other equivalent, your institution is still considered open admission. Institutions that require only an Ability to Benefit or similar test beyond the diploma/equivalent, and only reject a very small number of students based on the test, are also considered open admission.

 If your institution does not have an open admission policy, you will be required to report Admissions component on your admissions procedures and admissions yield.

- No  
 Yes

...

 You may use the box below to provide additional context for the data you have reported above. Context notes will be posted on the College Navigator website. Therefore, you should write all context notes using proper grammar (e.g., complete sentences with punctuation) and common language that can be easily understood by students and parents (e.g., spell out acronyms).

Institution: Eastern Washington University (235097)

Part C - Other Survey Screening Questions - Library Access and Expenses

**2. Does your institution have access to a library collection?**

- No
- Yes (receives Academic Libraries component)

**3. Were your annual total library expenses for Fiscal Year 2020 greater than zero?**

- No
- Yes (receives Academic Libraries component)

Back to top

Institution: Eastern Washington University (235097)

## Summary

### Institutional Characteristics Header Component Summary

IPEDS collects important information regarding your institution. All data reported in IPEDS survey components become available in the IPEDS Data Center and appear as aggregated data in various Department of Education reports. Additionally, some of the reported data appears specifically for your institution through the College Navigator website and is included in your institution's Data Feedback Report (DFR). The purpose of this summary is to provide you an opportunity to view some of the data that, when accepted through the IPEDS quality control process, will appear on the College Navigator website and/or your DFR. College Navigator is updated approximately three months after the data collection period closes and Data Feedback Reports will be available through the [Data Center](#) and sent to your institution's CEO in November 2020.

Please review your data for accuracy. If you have questions about the data displayed below after reviewing the data reported on the survey screens, please contact the IPEDS Help Desk at: 1-877-225-2568 or [ipedshelp@rti.org](mailto:ipedshelp@rti.org).

GENERAL INFORMATION	
Educational Offerings	Academic
Control	Public Primary Control: State Secondary Control: N/A
Award Levels Offered	Postsecondary awards, certificates, or diplomas of less than 300 clock hours... Bachelor's degree Postbaccalaureate certificate Master's degree Post-master's certificate Doctor's degree - professional practice
Reporter Type	Academic
Calendar System	Quarter
Levels of Enrollment Offered	Full-time Undergraduate Full-time First-time, degree/certificate-seeking Undergraduate Full-time Graduate (not including doctor's professional) Part-time Undergraduate Part-time First-time, degree/certificate-seeking Undergraduate Part-time Graduate (not including doctor's professional) Doctor's degree - professional practice programs
System	No system

[Back to top](#)



Institutional Characteristics 2020-21

Institution: Eastern Washington University (235097)

Part A - Mission Statement

**Data changed on this page cannot be saved and therefore will not be changed in the Prior Year system.**

**1. Provide the institution's mission statement or a web address (URL) where the mission statement can be found. Typed statements are limited to 2,000 characters or less. The mission statement will be available to the public on College Navigator.**

Mission Statement URL:

Mission Statement:


Back to top

Institution: Eastern Washington University (235097)

## Part B - Services and Programs for Servicemembers and Veterans

### 1. Which of the following are available to veterans, military servicemembers, or their families?

- Yellow Ribbon Program (officially known as Post-9/11 GI Bill, Yellow Ribbon Program)
- Credit for military training
- Dedicated point of contact for support services for veterans, military servicemembers, and their families
- Recognized student veteran organization
- Member of Department of Defense Voluntary Educational Partnership Memorandum of Understanding
- None of the above

 You may use the box below to provide additional context for the data you have reported above. Context notes will be posted on the College Navigator website. Therefore, you should write all context notes using proper grammar (e.g., complete sentences with punctuation) and common language that can be easily understood by students and parents (e.g., spell out acronyms).

Institution: Eastern Washington University (235097)

Part C - Student Services - Special Learning Opportunities

1. Does your institution accept any of the following? [Check all that apply]

- [Dual enrollment](#)
- [Credit for life experiences](#)
- [Advanced placement \(AP\) credits](#)
- None of the above

2. What types of special learning opportunities are offered by your institution? [Check all that apply]

- ROTC
  - Army
  - Navy
  - Air Force
- [Study abroad](#)
- [Weekend/evening college](#)
- [Teacher certification](#) (for the elementary, middle school/junior high, or secondary level)  
Do not include certifications to teach at the postsecondary level.
  - Students can complete their preparation in certain areas of specialization
  - Students must complete their preparation at another institution for certain areas of specialization
  - This institution is approved by the state for the initial certification or licensure of teachers
- None of the above

3. If your institution grants a bachelor's degree or higher but does not offer a full 4-year program of study at the undergraduate level, how many years of completed college-level work are required for entrance?

Number of years

Back to top

Institution: Eastern Washington University (235097)

Part C - Student Services: Other Student Services

4. Which of the following selected student services are offered by your institution? [Check all that apply]


- Remedial services
- Academic/career counseling services
- Employment services for current students
- Placement services for program completers
- On-campus day care for children of students
- None of the above

5. Which of the following academic library resource or service does your institution provide? [Check all that apply]

- Physical facilities
- i** An organized collection of printed materials
- i** Access to digital/electronic resources
- A staff trained to provide and interpret library materials
- Established library hours
- i** Access to library collections that are shared with other institutions
- None of the above

6. Indicate whether or not any of the following alternative tuition plans are offered by your institution.

- No
- Yes
  - Tuition guarantee
  - Prepaid tuition plan
  - Tuition payment plan
  - Other (specify in box below)

 You may use the box below to provide additional context for the data you have reported above. Context notes will be posted on the College Navigator website. Therefore, you should write all context notes using proper grammar (e.g., complete sentences with punctuation) and common language that can be easily understood by students and parents (e.g., spell out acronyms).

Institution: Eastern Washington University (235097)

Part C - Student Services - Distance Education

Reporting Reminders:

- When reporting distance education offerings, do not include remote learning implemented in response to Coronavirus Pandemic unless the program anticipates maintaining this modality permanently. Allowing program completion via distance education is not the same as having planned full distance education programs.

**7. Please indicate at what level(s) your institution does or does not offer distance education courses and/or distance education programs. Check all that apply.**

	<b>1</b> <u>Distance education courses</u>	<b>1</b> <u>Distance education programs</u>	Does not offer Distance Education
Undergraduate level	<input checked="" type="checkbox"/>	<input checked="" type="checkbox"/>	<input type="checkbox"/>
Graduate level	<input checked="" type="checkbox"/>	<input checked="" type="checkbox"/>	<input type="checkbox"/>

**8. Are all the programs at your institution offered exclusively via distance education programs?**

Select No if all programs at your institution are offered exclusively via distance education only temporarily in response to Coronavirus Pandemic.

- No
- Yes


Back to top

Institution: Eastern Washington University (235097)

Part C - Student Services: Disability Services

9. Please indicate the percentage of all undergraduate students enrolled during Fall 2019 who were formally registered as students with disabilities with the institution's office of disability services (or the equivalent office).

- 3 percent or less
- More than 3 percent:  %

 You may use the box below to provide additional context for the data you have reported above. Context notes will be posted on the College Navigator website. Therefore, you should write all context notes using proper grammar (e.g., complete sentences with punctuation) and common language that can be easily understood by students and parents (e.g., spell out acronyms).

Institution: Eastern Washington University (235097)

## Part D - Student Charges Questions

**Data changed on this page cannot be saved and therefore will not be changed in the Prior Year system.**

**1. Are all full-time, first-time degree/certificate-seeking students required to live on campus or in institutionally controlled housing?**

If your institution typically has this requirement but such requirement is temporarily suspended due to Coronavirus Pandemic, please answer Yes.

If you answer **Yes** to this question, you will not be asked to report off-campus room and board in the price of attendance (D11).

This is only a screening question, and your response does not show up on College Navigator.

If you make any exceptions to this rule, and have even one full-time, first-time student living off-campus, please answer **No** so that this does not cause conflicts with the Student Financial Aid survey. Making changes to the SFA component is very difficult and may lead to inaccurate reporting for your institution.

- No  
 Yes, and we do not make **ANY** (even one) exceptions to this rule

**2. Does your institution charge different tuition for in-district, in-state, or out-of-state students?**

If you answer **Yes** to this question, you will be expected to report tuition amounts for in-district, in-state, and out-of-state students.

Please only select **Yes** if you really charge different tuition rates, or you will be reporting the same numbers 3 times.

- No  
 Yes

**3. Does your institution offer institutionally-controlled housing (either on or off campus)?**

If your institution typically offers institutionally-controlled housing but has temporarily suspended such offerings due to Coronavirus Pandemic, please answer Yes.

If you answer **Yes** to this question, you will be expected to specify a housing capacity, and to report a room charge or a combined room and board charge (D10).

- No  
 Yes

Specify housing\_capacity for academic year 2020-21

**4. Do you offer board or meal plans to your students?**

If your institution typically offers board or meal plans but has temporarily suspended such offerings due to Coronavirus Pandemic, please answer Yes.

If you answer **Yes** to this question, you will be expected to report a board charge or combined room and board charge (D10).

- No  
 Yes - Enter the number of meals per week in the maximum meal plan available  
  
 Yes - Number of meals per week can vary (e.g., students charge meals against a meal card)

[Back to top](#)

Institution: Eastern Washington University (235097)

Part D - Undergraduate Student Charges

**Data changed on this page cannot be saved and therefore will not be changed in the Prior Year system.**

If the institution charges an application fee, indicate the amount.

	<b>i</b> Amount	Prior year
<u>Undergraduate application fee</u>	<input type="text" value="60"/>	60

**5. Charges to full-time undergraduate students for the full academic year 2020-21**

Please be sure to report an average tuition that includes all students at all levels (freshman, sophomore, etc.).

	<u>In-district</u>	Prior year	<u>In-state</u>	Prior year	<u>Out-of-state</u>	Prior year
All full-time undergraduate students						
Average <u>tuition</u>	<input type="text" value="6,707"/>	6,543	<input type="text" value="6,707"/>	6,543	<input type="text" value="24,676"/>	24,074
<u>Required fees</u>	<input type="text" value="1,026"/>	983	<input type="text" value="1,026"/>	983	<input type="text" value="1,026"/>	983

**6. Per credit hour charge for part-time undergraduate students**

Please be sure to report an average per credit tuition that includes all students at all levels (freshman, sophomore, etc.).

Do not include fees.

	<u>In-district</u>	Prior year	<u>In-state</u>	Prior year	<u>Out-of-state</u>	Prior year
<u>Per credit hour charge</u>	<input type="text" value="224"/>	218	<input type="text" value="224"/>	218	<input type="text" value="930"/>	802

Back to top



Institution: Eastern Washington University (235097)

## Part D - Graduate Student Charges

**Data changed on this page cannot be saved and therefore will not be changed in the Prior Year system.**If the institution charges an application fee, indicate the amount.

	Amount	Prior year
<u>Graduate application fee</u>	75	75

*Please do not include tuition for Doctor's Degree – Professional Practice programs. Data for those programs are collected separately.***7. Charges to full-time graduate students for the full academic year 2020-21**

	<u>In-district</u>	Prior year	<u>In-state</u>	Prior year	<u>Out-of-state</u>	Prior year
Average <u>tuition</u>	12,015	11,721	12,015	11,721	27,895	27,214
<u>Required fees</u>	1,026	983	1,026	983	1,026	983

**8. Per credit hour charge for part-time graduate students**

Please be sure to report an average per credit tuition that includes all graduate students (NOT doctor's degree-professional practice students).  
Do not include fees.

	<u>In-district</u>	Prior year	<u>In-state</u>	Prior year	<u>Out-of-state</u>	Prior year
<u>Per credit hour charge</u>	400	391	400	391	930	907

Back to top

Institution: Eastern Washington University (235097)

## Part D - Student Charges - Room and Board

Data changed on this page cannot be saved and therefore will not be changed in the Prior Year system.

**10. What are the typical room and board charges for a student for the full academic year 2020-21?**

*If your institution offers room or board at no charge to students, enter zero.*

*If you report room and board separately, leave the combined charge blank. If you report a combined charge, leave the room and board charges blank.*

<u>Room</u> and <u>board charges</u>	Amount	Prior year
<b>i</b> Room charge (Double occupancy)	<input type="text" value="7,630"/>	7,266
<b>i</b> Board charge (Maximum plan)	<input type="text" value="5,850"/>	5,755
Combined room and board charge (Answer only if you CANNOT separate room and board charges.)	<input type="text" value="N/A"/>	

[Back to top](#)

Institution: Eastern Washington University (235097)

Part D - Student Charges - Cost of Attendance

**Data changed on this page cannot be saved and therefore will not be changed in the Prior Year system.**

**11. Cost of attendance for full-time, first-time undergraduate students:**

Please enter the amounts requested below for each Cost of Attendance (COA) category. These data will be made available to the public on College Navigator. If your institution participates in any Title IV programs (e.g., Pell, Direct Loans), you must provide all information. Estimates of expenses for books and supplies, room and board, and other expenses are those from the COA report used by the financial aid office in determining financial need. Please confirm with your institution's financial aid office the correct values for these COA categories, as its staff are most familiar with federal guidance (e.g., Federal Student Aid Handbook) and professional standards in determining COA.

Notes:

- If your institution offers room (housing) but does not offer board, refer to your institution's COA budgets to report an estimate of how much students would spend on board.
- Similarly, if your institution offers board but does not offer room (housing), refer to your institution's COA budgets to report an estimate of how much students would spend on room.

**i** If the 2020-21 tuition and/or fees as reported on this page for full-time, first-time students are covered by a tuition guarantee program, check the applicable box(es) under 'Tuition Guarantee'. Additionally, please indicate the maximum % increase that is guaranteed. *These numbers are expected to be fairly small. Please contact the Help Desk if you are confused about these values and how to report them.*

Charges for full academic year	2017-18	2018-19	2019-20	2020-21	<b>i</b> Tuition Guarantee (check only if applicable to entering students in 2020-21)	Guaranteed increase %
Published <u>tuition</u> and <u>required fees</u> :						
<u>In-district</u>						
Tuition	6,242	6,381	6,543	6,707	<input type="checkbox"/>	<input type="text"/>
Required fees	867	942	983	1,026	<input type="checkbox"/>	<input type="text"/>
Tuition + fees total	7,109	7,323	7,526	7,733		
<u>In-state</u>						
Tuition	6,242	6,381	6,543	6,707	<input type="checkbox"/>	<input type="text"/>
Required fees	867	942	983	1,026	<input type="checkbox"/>	<input type="text"/>
Tuition + fees total	7,109	7,323	7,526	7,733		
<u>Out-of-state</u>						
Tuition	22,995	23,502	24,074	24,676	<input type="checkbox"/>	<input type="text"/>
Required fees	867	942	983	1,026	<input type="checkbox"/>	<input type="text"/>
Tuition + fees total	23,862	24,444	25,057	25,702		
<u>Books and supplies</u>	840	870	900	930		
<u>On-campus:</u>						
<u>Room and board</u>	11,493	12,058	12,405	13,480		
<u>Other expenses</u>	2,700	2,760	2,700	3,075		
Room and board and other expenses	14,193	14,818	15,105	16,555		
<u>Off-campus (not with family):</u>						
<u>Room and board</u>	11,493	10,500	10,500	10,500		
<u>Other expenses</u>	2,700	<input checked="" type="checkbox"/> 3,270	3,360	3,468		
Room and board and other expenses	14,193	13,770	13,860	13,968		
<u>Off-campus (with family):</u>						
<u>Other expenses</u>	2,940	3,030	3,120	3,216		

**i** You may use the box below to provide additional context for the data you have reported above. Context notes will be posted on the College Navigator website. Therefore, you should write all context notes using proper grammar (e.g., complete sentences with punctuation) and common language that can be easily understood by students and parents (e.g., spell out acronyms).

Back to top

--

Institution: Eastern Washington University (235097)

Part E - Athletic Association

**Data changed on this page cannot be saved and therefore will not be changed in the Prior Year system.**

**1. Is this institution a member of a national athletic association?**

- No
- Yes - Check all that apply
  - National Collegiate Athletic Association (NCAA)
  - National Association of Intercollegiate Athletics (NAIA)
  - National Junior College Athletic Association (NJCAA)
  - United States Collegiate Athletic Association (USCAA)
  - National Christian College Athletic Association (NCCAA)
  - Other

**2. If this institution is a member of the NCAA or NAIA, specify the conference FOR EACH SPORT using the pull-down menu.**

Sport	NCAA or NAIA member	Conference
Football	<input type="radio"/> No <input checked="" type="radio"/> Yes-Specify	Big Sky Conference
Basketball	<input type="radio"/> No <input checked="" type="radio"/> Yes-Specify	Big Sky Conference
Baseball	<input checked="" type="radio"/> No <input type="radio"/> Yes-Specify	Select One
Cross country and/or track	<input type="radio"/> No <input checked="" type="radio"/> Yes-Specify	Big Sky Conference

Back to top

Institution: Eastern Washington University (235097)

## Summary

### Institutional Characteristics Component Summary

IPEDS collects important information regarding your institution. All data reported in IPEDS survey components become available in the IPEDS Data Center and appear as aggregated data in various Department of Education reports. Additionally, some of the reported data appears specifically for your institution through the College Navigator website and is included in your institution's Data Feedback Report (DFR). The purpose of this summary is to provide you an opportunity to view some of the data that, when accepted through the IPEDS quality control process, will appear on the College Navigator website and/or your DFR. College Navigator is updated approximately three months after the data collection period closes and Data Feedback Reports will be available through the [Data Center](#) and sent to your institution's CEO in November 2020.

Please review your data for accuracy. If you have questions about the data displayed below after reviewing the data reported on the survey screens, please contact the IPEDS Help Desk at: 1-877-225-2568 or [ipedshelp@rti.org](mailto:ipedshelp@rti.org).

### Academic Year Reporters

GENERAL INFORMATION					
Mission Statement	<a href="http://www.ewu.edu/about/fast-facts/">http://www.ewu.edu/about/fast-facts/</a>				
Are all the programs at your institution offered exclusively via distance education programs?	No				
Special Learning Opportunities	ROTC (Army) Study abroad Weekend/evening college Teacher certification (below the postsecondary level)				
Student Services	Remedial services Academic/career counseling services Employment services for current students Placement services for program completers On-campus day care for children of students				
Credit Accepted	Dual credit (college credit earned while in high school) Credit for life experiences Advanced placement (AP) credits				
Undergraduate students enrolled who are formally registered with office of disability services	7%				
PRICING INFORMATION					
Estimated expenses for academic year for full-time, first-time students	2017-18	2018-19	2019-20	2020-21	
In-district tuition and fees	\$7,109	\$7,323	\$7,526	\$7,733	
In-state tuition and fees	\$7,109	\$7,323	\$7,526	\$7,733	
Out-of-state tuition and fees	\$23,862	\$24,444	\$25,057	\$25,702	
Books and supplies	\$840	\$870	\$900	\$930	
On-campus room and board	\$11,493	\$12,058	\$12,405	\$13,480	
On-campus other expenses	\$2,700	\$2,760	\$2,700	\$3,075	
Off-campus room and board	\$11,493	\$10,500	\$10,500	\$10,500	
Off-campus other expenses	\$2,700	\$3,270	\$3,360	\$3,468	
Off-campus with family other expenses	\$2,940	\$3,030	\$3,120	\$3,216	
Average undergraduate student tuition and fees for academic year 2020-21	Tuition		Fees		
			\$6,707	\$1,026	
In-state			\$6,707	\$1,026	
Out-of-state			\$24,676	\$1,026	
Average graduate student tuition and fees for academic year 2020-21	Tuition		Fees		
			\$12,015	\$1,026	
In-state			\$12,015	\$1,026	
Out-of-state			\$27,895	\$1,026	
Alternative tuition plans	Tuition payment plan				

[Back to top](#)

[Back to top](#)