

Note: Reported data do not include revisions made through the Prior Year Data Revision System for any institution prior to collection year 2014.

IC Header 2013-14

Institution: Eastern Washington University (235097)

User ID: inovas1

Part A - Educational Offerings

1. Which of the following types of instruction/programs are offered by your institution? [Check one or more]

If your institution does not offer occupational, academic or continuing professional programs, you are not expected to complete this or any other IPEDS survey.

- Occupational, may lead to a certificate, degree, or other formal award
- Academic, leading to a certificate, degree, or diploma
- Continuing professional (postbaccalaureate only)
- Recreational or avocational (leisure) programs
- Adult basic or remedial instruction or high school equivalency
- Secondary (high school)

Institution: Eastern Washington University (235097)

User ID: inovas1

Part B - Organization - Control and Levels

1. What is your institutional control or affiliation?

Be sure to select the correct control for your institution. Errors on this question have an impact throughout the IPEDS surveys, in federal reporting, in net price groupings, and on your institutions appearance to students. If you reported incorrectly in a previous year, please contact the Help Desk at 877.225.2568 to correct the error.

Public - Select primary and or secondary controls below

Primary control: Secondary control (if applicable):

Private for-profit

Private not-for-profit independent (no religious affiliation)

Private not-for-profit religious affiliation - Select affiliation below

2. What award levels are offered by your institution? [Check all that apply]

When reporting award levels for sub baccalaureate certificates (levels 1, 2, and 4), **determine program length by the number of credit or contact hours**, NOT the academic year length in parentheses. The academic year length is meant only to provide context.

The 'Other' award level should not be used unless your program truly does not fit any of the other award levels. We expect very few institutions to fit the 'Other' category.

Award Level

BELOW THE BACCALAUREATE:

- 1 Postsecondary award, certificate, or diploma of (less than one academic year)
 - less than 900 contact or clock hours, or
 - less than 30 semester or trimester credit hours, or
 - less than 45 quarter credit hours
- 2 Postsecondary award, certificate, or diploma of (at least one but less than two academic years)
 - at least 900 but less than 1800 contact or clock hours, or
 - at least 30 but less than 60 semester or trimester credit hours, or
 - at least 45 but less than 90 quarter credit hours
- 3 Associate's degree
- 4 Postsecondary award, certificate, or diploma of (at least two but less than four academic years)
 - 1800 or more contact or clock hours, or
 - 60 or more semester or trimester credit hours, or
 - 90 or more quarter credit hours

BACCALAUREATE AND ABOVE:

- 5 Bachelor's degree or equivalent
- 6 Postbaccalaureate certificate
- 7 Master's degree
- 8 Post-master's certificate
- 17 Doctor's degree-research/scholarship
- 18 Doctor's degree-professional practice
- 19 Doctor's degree-other
- 12 Other (specify in box below)

You may use the space below to provide context for the data you've reported above.


Institution: Eastern Washington University (235097)

User ID: inovas1

Part B - Organization - Calendar System

Your response to the next question determines how your institution reports Institutional Characteristics student charges data in the fall, Student Financial Aid data in the spring, and Graduation Rates data in the spring. It also impacts the net price calculation in the Student Financial Aid survey.

If the calendar system differs from prior year or requires a change, please contact the Help Desk at 877.225.2568.

 3. What is the predominant calendar system at the institution? [Choose one]**Academic Year Reporting Method** (Standard academic terms)

Selecting one of the following calendar types determines that your institution will provide Student Financial Aid and Graduation Rates data based on a FALL COHORT and student charges data for a full ACADEMIC YEAR.

- Semester
- Quarter
- Trimester
- 4-1-4 or similar plan

Program Reporting Method (Other calendar system)

Selecting one of the following calendar types determines that your institution will provide Graduation Rates data based on a FULL-YEAR COHORT, Student Financial Aid data on the 3 month cohort from Fall Enrollment, and student charges data by PROGRAM.

- Differs by program
- Continuous basis (every 2 weeks, monthly, or other period)

Hybrid/Mixed Reporting Method (Standard academic terms, other academic calendar)

Selecting the hybrid calendar type determines that your institution will provide Graduation Rates data based on a FULL-YEAR COHORT, Student Financial Aid data on the 3 month cohort from Fall Enrollment, and student charges data for a full ACADEMIC YEAR.

- Hybrid (Other academic calendar)

Institution: Eastern Washington University (235097)

User ID: inovas1

Part B - Organization - Student Enrollment

4. Does your institution enroll any of the following types of students?


Include all levels offered by your institution, even if there are no students currently enrolled at that level.

Responses to this question determine which screens will be generated for reporting academic year tuition charges, and for reporting Fall Enrollment during the spring collection. Additionally, checking Yes for full-time, first-time, degree/certificate-seeking undergraduate students determines that your institution must report cost of attendance data (on the IC component) and Student Financial Aid data for these students.

	<u>Full-time</u>		<u>Part-time</u>	
<u>Undergraduate (academic or occupational programs)</u>	<input type="radio"/> No	<input checked="" type="radio"/> Yes	<input type="radio"/> No	<input checked="" type="radio"/> Yes
<u>First-time, degree/certificate-seeking undergraduate</u>	<input type="radio"/> No	<input checked="" type="radio"/> Yes	<input type="radio"/> No	<input checked="" type="radio"/> Yes
<u>Graduate (not including doctor's-professional practice)</u>	<input type="radio"/> No	<input checked="" type="radio"/> Yes	<input type="radio"/> No	<input checked="" type="radio"/> Yes

5. Does your institution enroll students in doctor's-professional practice programs? Checking 'yes' for this question will allow your institution to report graduate level students in Fall Enrollment. If you select 'yes' to enrolling students in one of the listed programs, you will also report tuition for the appropriate program(s).

- No
- Yes

 Do you enroll students in one of the following?

Chiropractic (D.C. or D.C.M.), Dentistry (D.D.S. or D.M.D.), Medicine (M.D.), Optometry (O.D.), Osteopathic Medicine (D.O.), Pharmacy (Pharm.D.), Podiatry (Pod.D., D.P., or D.P.M.), Veterinary Medicine (D.V.M.), Law (J.D.)

- No
- Yes

6. For Fall 2007, did your institution have any full-time first-time degree/certificate-seeking students enrolled in programs at the baccalaureate level or below?

If you answer Yes to this question, you will be required to provide Graduation Rates data for the 2007-08 cohort in the winter collection. If you answer No to this question, indicate the reason you are not required to report Graduation Rates for the cohort year requested.

If you reported any full-time, first-time degree/certificate-seeking undergraduates on the 2007-08 Enrollment survey, the data will be preloaded below.

- No
 - This institution did not enroll full-time, first-time (undergraduate) students.
 - This institution did not offer programs at or below the baccalaureate level.
 - This institution was not in operation in 2007-08.
- Yes

Full-time, first-time degree/certificate-seeking students from 2007-08 Enrollment survey (GR Cohort)

1,313

Institution: Eastern Washington University (235097)

User ID: inovas1

Part B - Multi-institution or Multi-campus Organization**7. Multi-institution or multi-campus organization**

Is the institution part of a multi-institution or multi-campus organization that owns, governs, or controls the institution?

Do NOT indicate a religious affiliation here; that information is collected separately.

If you need assistance or need to make changes, contact the Help Desk at 1-877-225-2568. You will not be able to lock your submission if this question is blank.

- No, this institution **IS NOT** a part of a multi-institution or multi-campus organization that owns, governs, or controls the institution.
- Yes, this institution **IS** a part of a multi-institution or multi-campus organization that owns, governs, or controls the institution.

Institution: Eastern Washington University (235097)

User ID: inovas1

Summary**Institutional Characteristics Header Component Summary**

IPEDS collects important information regarding your institution. All data reported in IPEDS survey components become available in the IPEDS Data Center and appear as aggregated data in various Department of Education reports. Additionally, some of the reported data appears specifically for your institution through the College Navigator website and is included in your institution's Data Feedback Report (DFR). The purpose of this summary is to provide you an opportunity to view some of the data that, when accepted through the IPEDS quality control process, will appear on the College Navigator website and/or your DFR. College Navigator is updated approximately three months after the data collection period closes and Data Feedback Reports will be available through the [Data Center](#) and sent to your institution's CEO in November 2014.

Please review your data for accuracy. If you have questions about the data displayed below after reviewing the data reported on the survey screens, please contact the IPEDS Help Desk at: 1-877-225-2568.

GENERAL INFORMATION	
Educational Offerings	Academic
Control	Public Primary Control: State Secondary Control: N/A
Award Levels Offered	Less than one academic year Bachelor's degree Postbaccalaureate certificate Master's degree Post-master's certificate Doctor's degree - professional practice
Reporter Type	Academic
Calendar System	Quarter
Levels of Enrollment Offered	Full-time Undergraduate Full-time First-time, degree/certificate-seeking Undergraduate Full-time Graduate (not including doctor's professional) Part-time Undergraduate Part-time First-time, degree/certificate-seeking Undergraduate Part-time Graduate (not including doctor's professional) Doctor's - Professional Practice Programs
System	No System

Institutional Characteristics 2013-14

Institution: Eastern Washington University (235097)

User ID: inovas1

Part A - Mission Statement

Data changed on this page cannot be saved and therefore will not be changed in the Prior Year system.

1. Provide the institution's mission statement or a web address (URL) where the mission statement can be found. Typed statements are limited to 2,000 characters or less. The mission statement will be available to the public on College Navigator.

Mission Statement URL:

Please begin URL with "http://" or "https://"

Mission Statement

2. Are all the programs at your institution offered completely via distance education?

- Yes
- No


Institution: Eastern Washington University (235097)

User ID: inovas1


Part B - Admissions and Estimated Enrollment

1. Does your institution have an open admission policy for all or most entering first-time degree/certificate-seeking undergraduate-level students?

If the only requirement for admission is a high school diploma or GED/other equivalent, your institution is still considered open admission. Institutions that require only an Ability to Benefit or similar test beyond the diploma/equivalent, and only reject a very small number of students based on the test, are also considered open admission.

 If your institution does not have an open admission policy, you will be expected to answer additional questions (B2, B3, and B4) regarding your admissions procedures and admissions yield.

- Yes
- No

 You may use the space below to provide context for the data you've reported above. These context notes will be posted on the College Navigator website, and should be written to be understood by students and parents.

Institution: Eastern Washington University (235097)

User ID: inovas1

Part B - Admission Requirements and Services - Admission Considerations

2. Please select the option that best describes how your institution uses any of the following data in its undergraduate selection process.

Admission Considerations	Required	Recommended	Neither Required nor Recommended	Don't Know
Secondary school GPA	<input checked="" type="radio"/>	<input type="radio"/>	<input type="radio"/>	<input type="radio"/>
Secondary school rank	<input type="radio"/>	<input type="radio"/>	<input checked="" type="radio"/>	<input type="radio"/>
Secondary school record	<input checked="" type="radio"/>	<input type="radio"/>	<input type="radio"/>	<input type="radio"/>
Completion of college-preparatory program	<input checked="" type="radio"/>	<input type="radio"/>	<input type="radio"/>	<input type="radio"/>
Recommendations	<input type="radio"/>	<input type="radio"/>	<input checked="" type="radio"/>	<input type="radio"/>
Formal demonstration of competencies (e.g., portfolios, certificates of mastery, assessment instruments)	<input type="radio"/>	<input type="radio"/>	<input checked="" type="radio"/>	<input type="radio"/>
<u>Admission test scores</u>				
<u>SAT / ACT</u>	<input checked="" type="radio"/>	<input type="radio"/>	<input type="radio"/>	<input type="radio"/>
Other Test (ABT, Wonderlic, WISC-III, etc.) Note: If this is the only requirement other than a diploma or equivalent, and few students are not admitted due to this test, please return to question 1 and indicate that your institution is open admission.	<input type="radio"/>	<input type="radio"/>	<input checked="" type="radio"/>	<input type="radio"/>
<u>TOEFL</u> (Test of English as a Foreign Language)	<input checked="" type="radio"/>	<input type="radio"/>	<input type="radio"/>	<input type="radio"/>

Institution: Eastern Washington University (235097)

User ID: inovas1

Part B - Admission Requirements and Services - Selection Process

3. Provide the number of **first-time, degree/certificate-seeking** undergraduate students who applied, who were admitted, and who enrolled (either full- or part-time) at your institution for the most recent Fall period available. Include **early decision, early action**, and students who began studies during the summer prior to the selected fall reporting period. Remember that this question is only applicable to first-time students, do not include other students in these totals.

Only report students at levels that you indicated were offered in the IC Header. If you made an error in the IC Header, please call the IPEDS Help Desk and correct your error.

Select reporting period: Fall 2012 Fall 2013

	Men	Women	Total
Number of <u>applicants</u>	2,221	2,983	5,204
Number of <u>admissions</u>	1,665	2,481	4,146
Number (of admitted) that enrolled <u>full-time</u>	657	891	1,548
Number (of admitted) that enrolled <u>part-time</u>	15	16	31
Total enrolled full-time and part-time	672	907	1,579
Percent of admissions enrolled full-time and part-time	40	37	38

4. If test scores are required for admission for first-time, degree/certificate-seeking undergraduate students, provide the number and percentage of *enrolled* students submitting SAT and/or ACT scores, as well as the 25th and 75th percentile scores for each test. Provide writing test scores *only* if used for admission. Provide data for the most recent group of *enrolled* students for whom data are available. Include new students admitted the summer prior to the selected fall reporting period.

DO NOT convert test scores (e.g., do not convert an SAT score to an ACT scale, etc.). If you have numbers for both SAT and ACT scores, **provide the percentiles for both tests**.

Select reporting period Fall 2012 Fall 2013 Test scores NOT required

Number of enrolled students that submitted <u>SAT</u> scores	1,349
Percent of enrolled students that submitted SAT scores	86
Number of enrolled students that submitted <u>ACT</u> scores	349
Percent of enrolled students that submitted ACT scores	22

	25th Percentile	75th Percentile
SAT Critical Reading	420	540
SAT Math	430	550
SAT Writing	410	520
ACT Composite	18	23
ACT English	16	23
ACT Math	17	24
ACT Writing	6	8

You may use the space below to provide context for the data you've reported above. These context notes will be posted on the College Navigator website, and should be written to be understood by students and parents.

Institution: Eastern Washington University (235097)

User ID: inovas1

Part B - Estimated Fall Enrollment



Data changed on this page cannot be saved and therefore will not be changed in the Prior Year system.

Estimated 2013 Fall Enrollment

Provide an early estimate of the institution's fall enrollment for all levels offered. Levels should match those indicated 'Yes' in the IC Header survey. If you made an error in the IC Header survey, please contact the Help Desk.

These data will NOT appear in College Navigator, but will be made available via the IPEDS Data Center.

Estimates should be based on the definitions used in the IPEDS Fall Enrollment component submitted during the spring collection (for academic institutions report an estimate of the students that are/will be enrolled as of October 15, 2013; for program reporter institutions report an estimate of students enrolled in your institution at any time between August 1 and October 31, 2013). Prior year (PY) Fall Enrollment counts are provided for reference.

	 Full-time	FT PY Enroll- ment	 Part-time	PT PY Enroll- ment	Total
<u>Undergraduate (academic or occupational programs)</u>	<input type="text" value="9,715"/>	9,557	<input type="text" value="1,963"/>	1,803	11,678
<u>Of undergraduates, those who are first-time, degree/certificate-seeking students</u>	<input type="text" value="1,469"/>	1,555	<input type="text" value="17"/>	17	1,486
<u>Graduate</u>	<input type="text" value="829"/>	862	<input type="text" value="284"/>	365	1,113

Institution: Eastern Washington University (235097)

User ID: inovas1

Part C - Student Services - Special Learning Opportunities

1. Does your institution accept any of the following? [Check all that apply]

- Dual credit (college credit earned while in high school)
- Credit for life experiences
- Advanced placement (AP) credits
- None of the above

2. What types of special learning opportunities are offered by your institution? [Check all that apply]

- ROTC
 - Army Navy Air Force
- Study abroad
- Weekend/evening college
- Teacher certification (for the elementary, middle school/junior high, or secondary level)

Do **not** include certifications to teach at the postsecondary level.

 - Students can complete their preparation in certain areas of specialization
 - Students must complete their preparation at another institution for certain areas of specialization
 - This institution is approved by the state for the initial certification or licensure of teachers
- None of the above

3. If your institution grants a bachelor's degree or higher but does not offer a full 4-year program of study at the undergraduate level, how many years of completed college-level work are required for entrance?

Number of years

Institution: Eastern Washington University (235097)

User ID: inovas1

Part C - Student Services - Distance Opportunities

4. Which of the following selected student services are offered by your institution? [Check all that apply]

- Remedial services
- Academic/career counseling services
- Employment services for current students
- Placement services for program completers
- On-campus day care for children of students
- None of the above

5. Does your institution have its own library or are you financially supporting a shared library with another postsecondary education institution?


- Have our own library
- Do not have our own library but contribute financial support to a shared library
- Neither of the above

6. Indicate whether or not any of the following alternative tuition plans are offered by your institution.

- No
- Yes
- Tuition guarantee
- Prepaid tuition plan
- Tuition payment plan
- Other (specify in box below)

 7. Please indicate at what level(s) your institution offers distance education opportunities (courses and/or programs).

- Undergraduate
- Graduate
- The institution does not offer distance education opportunities

 You may use the space below to provide context for the data you've reported above. These context notes will be posted on the College Navigator website, and should be written to be understood by students and parents.

Institution: Eastern Washington University (235097)

User ID: inovas1


Part C - Disability Service

Please indicate the percentage of all undergraduates enrolled during fall 2012 who were formally registered as students with disabilities with the institution's office of disability services (or the equivalent office).

3 percent or less

More than 3 percent:

 %

 You may use the space below to provide context for the data you've reported above. These context notes will be posted on the College Navigator website, and should be written to be understood by students and parents.

Institution: Eastern Washington University (235097)

User ID: inovas1

Part D - Student Charges Questions

Data changed on this page cannot be saved and therefore will not be changed in the Prior Year system.

1. Are all full-time, first-time degree/certificate-seeking students required to live on campus or in institutionally-controlled housing?

If you answer **Yes** to this question, you will not be asked to report off-campus room and board in the price of attendance (D11).

This is only a screening question, and your response does not show up on College Navigator.

If you make any exceptions to this rule, and have even one first-time, full-time student living off-campus, please answer **No** so that this does not cause conflicts with the Student Financial Aid survey. Making changes to the SFA component is very difficult and may lead to inaccurate reporting for your institution.

- No
 Yes, and we do not make **ANY** (even one) exceptions to this rule

2. Does your institution charge different tuition for in-district, in-state, or out-of-state students?

If you answer **Yes** to this question, you will be expected to report tuition amounts for in-district, in-state, and out-of-state students.

Please only select **Yes** if you really charge different tuition rates, or you will be reporting the same numbers 3 times.

- No
 Yes

3. Does your institution offer institutionally-controlled housing (either on or off campus)?

If you answer **Yes** to this question, you will be expected to specify a housing capacity, and to report a room charge or a combined room and board charge (D10).

- No
 Yes

Specify housing capacity for academic year 2013-14

4. Do you offer board or meal plans to your students?

If you answer **Yes** to this question, you will be expected to report a board charge or combined room and board charge (D10).

- No
 Yes - Enter the number of meals per week in the maximum meal plan available

 Yes - Number of meals per week can vary (e.g., students' charge meals against a meal card)

Institution: Eastern Washington University (235097)

User ID: inovas1

Part D - Undergraduate Student Charges

Data changed on this page cannot be saved and therefore will not be changed in the Prior Year system.

If the institution charges an application fee, indicate the amount.

Amount	Prior year
<input type="text" value="50"/>	50

Undergraduate application fee

5. Charges to full-time undergraduate students for the full academic year 2013-14

Please be sure to report an average tuition that includes all students at all levels (freshman, sophomore, etc.).

	<u>In-district</u>	Prior year	<u>In-state</u>	Prior year	<u>Out-of-state</u>	Prior year
All full-time <u>undergraduates</u>						
Average <u>tuition</u>	<input type="text" value="7,372"/>	7,372	<input type="text" value="7,372"/>	7,372	<input type="text" value="19,342"/>	18,117
<u>Required fees</u>	<input type="text" value="589"/>	561	<input type="text" value="589"/>	561	<input type="text" value="589"/>	561

6. Per credit hour charge for part-time undergraduate students

Please be sure to report an average per credit tuition that includes all students at all levels (freshman, sophomore, etc.).

	<u>In-district</u>	Prior year	<u>In-state</u>	Prior year	<u>Out-of-state</u>	Prior year
<u>Per credit hour charge</u>	<input type="text" value="246"/>	246	<input type="text" value="246"/>	246	<input type="text" value="645"/>	604

Institution: Eastern Washington University (235097)

User ID: inovas1

Part D - Graduate Student Charges

Data changed on this page cannot be saved and therefore will not be changed in the Prior Year system.

If the institution charges an application fee, indicate the amount.

	Amount	Prior year
<u>Graduate application fee</u>	<input type="text" value="50"/>	50

*Please do not include tuition for Doctor's Degree – Professional Practice programs.
Data for those programs are collected separately.*

7. Charges to full-time graduate students for the full academic year 2013-14

	<u>In-district</u>	Prior year	<u>In-state</u>	Prior year	<u>Out-of-state</u>	Prior year
Average <u>tuition</u>	<input type="text" value="10,335"/>	9,698	<input type="text" value="10,335"/>	9,698	<input type="text" value="23,981"/>	22,451
<u>Required fees</u>	<input type="text" value="589"/>	561	<input type="text" value="589"/>	561	<input type="text" value="589"/>	561

8. Per credit hour charge for part-time graduate students

	<u>In-district</u>	Prior year	<u>In-state</u>	Prior year	<u>Out-of-state</u>	Prior year
<u>Per credit hour charge</u>	<input type="text" value="345"/>	323	<input type="text" value="345"/>	323	<input type="text" value="799"/>	748

Institution: Eastern Washington University (235097)

User ID: inovas1

Part D - Student Charges - Room and Board

Data changed on this page cannot be saved and therefore will not be changed in the Prior Year system.

10. What are the typical room and board charges for a student for the full academic year 2013-14?

If your institution offers room or board at no charge to students, enter zero.

If you report room and board separately, leave the combined charge blank. If you report a combined charge, leave the room and board charges blank.

Room and board charges

	Amount	Prior year
Room charge (Double occupancy)	<input type="text"/>	
Board charge (Maximum plan)	<input type="text"/>	
Combined room and board charge (Answer only if you CANNOT separate room and board charges.)	<input type="text" value="9,015"/>	8,412

Part D - Student Charges - Price of Attendance

Data changed on this page cannot be saved and therefore will not be changed in the Prior Year system.

11. Cost of attendance for full-time, first-time undergraduate students:

Please enter the amounts requested below. These data will be made available to the public on College Navigator. If your institution participates in any Title IV programs (Pell, Stafford, etc.), you must complete all information. Estimates of expenses for books and supplies, room and board, and other expenses are those from the Cost of Attendance report used by the financial aid office in determining financial need. Please talk to your financial aid office to get these numbers, to ensure that you are reporting correctly.

If the 2013-14 tuition and/or fees as reported on this page for full-time, first-time students are covered by a tuition guarantee program, check the applicable box(es) under 'Tuition Guarantee'. Additionally, please indicate the maximum % increase that is guaranteed. These numbers are expected to be fairly small. Please contact the Help Desk if you are confused about these values and how to report them.

Charges for full academic year	2010-11	2011-12	2012-13	2013-14	Tuition Guarantee (check only if applicable to entering students in 2013-14)	Guaranteed increase %
Published tuition and required fees:						
<u>In-district</u>						
Tuition	6,063	6,689	7,372	<input type="text" value="7,372"/>	<input type="checkbox"/>	<input type="text"/>
Required fees	542	551	561	<input type="text" value="589"/>	<input type="checkbox"/>	<input type="text"/>
Tuition + fees total	6,605	7,240	7,933	7,961		
<u>In-state</u>						
Tuition	6,063	6,689	7,372	<input type="text" value="7,372"/>	<input type="checkbox"/>	<input type="text"/>
Required fees	542	551	561	<input type="text" value="589"/>	<input type="checkbox"/>	<input type="text"/>
Tuition + fees total	6,605	7,240	7,933	7,961		
<u>Out-of-state</u>						
Tuition	14,781	16,368	18,117	<input type="text" value="19,023"/>	<input type="checkbox"/>	<input type="text"/>
Required fees	542	551	561	<input type="text" value="589"/>	<input type="checkbox"/>	<input type="text"/>
Tuition + fees total	15,323	16,919	18,678	19,612		
Books and supplies	1,035	1,050	1,050	<input type="text" value="1,050"/>		
On-campus:						
Room and board	7,476	7,971	8,412	<input type="text" value="9,015"/>		
Other expenses	3,708	3,600	3,600	<input type="text" value="3,600"/>		
Room and board and other expenses	11,184	11,571	12,012	12,615		
Off-campus (not with family):						
Room and board	7,476	7,971	8,412	<input type="text" value="9,015"/>		
Other expenses	3,708	3,600	3,600	<input type="text" value="3,600"/>		
Room and board and other expenses	11,184	11,571	12,012	12,615		
Off-campus (with family):						
Other expenses	3,219	3,300	3,300	<input type="text" value="3,300"/>		

You may use the space below to provide context for the data you've reported above. These context notes will be posted on the College Navigator website, and should be written to be understood by students and parents.

Students from the 14 western states (AK, AZ, CA, CO, HI, ID, MT, NV, NM, ND, OR, SD, UT, WY) receive a substantial tuition discount from the non-resident rate.

Part E - Athletic Association

Data changed on this page cannot be saved and therefore will not be changed in the Prior Year system.

1. Is this institution a member of a national athletic association?

- No
- Yes - Check all that apply
 - National Collegiate Athletic Association (NCAA)
 - National Association of Intercollegiate Athletics (NAIA)
 - National Junior College Athletic Association (NJCAA)
 - United States Collegiate Athletic Association (USCAA)
 - National Christian College Athletic Association (NCCAA)
 - Other

2. If this institution is a member of the NCAA or NAIA, specify the conference FOR EACH SPORT using the pull down menu.

Sport	NCAA or NAIA member		Conference
Football	<input type="radio"/> No	<input checked="" type="radio"/> Yes-Specify	Big Sky Conference ▾
Basketball	<input type="radio"/> No	<input checked="" type="radio"/> Yes-Specify	Big Sky Conference ▾
Baseball	<input checked="" type="radio"/> No	<input type="radio"/> Yes-Specify	Select One ▾
Cross country and/or track	<input type="radio"/> No	<input checked="" type="radio"/> Yes-Specify	Big Sky Conference ▾

Institution: Eastern Washington University (235097)

User ID: inovas1

Summary

Institutional Characteristics Component Summary Academic Year Reporters

IPEDS collects important information regarding your institution. All data reported in IPEDS survey components become available in the IPEDS Data Center and appear as aggregated data in various Department of Education reports. Additionally, some of the reported data appears specifically for your institution through the College Navigator website and is included in your institution's Data Feedback Report (DFR). The purpose of this summary is to provide you an opportunity to view some of the data that, when accepted through the IPEDS quality control process, will appear on the College Navigator website and/or your DFR. College Navigator is updated approximately three months after the data collection period closes and Data Feedback Reports will be available through the [Data Center](#) and sent to your institution's CEO in November 2014.

Please review your data for accuracy. If you have questions about the data displayed below after reviewing the data reported on the survey screens, please contact the IPEDS Help Desk at: 1-877-225-2568 or ipedshelp@rti.org.

GENERAL INFORMATION	
Mission Statement	http://www.ewu.edu/about/administration/president/mission.xml
Are all the programs at your institution offered completely via distance education?	No
Special Learning Opportunities	ROTC (Army) Study abroad Weekend/evening college Teacher certification (below the postsecondary level)
Student Services	Remedial services Academic/career counseling services Employment services for current students Placement services for program completers On-campus day care for children of students
Credit Accepted	Dual credit (college credit earned while in high school) Credit for life experiences Advanced placement (AP) credits
Undergraduate students enrolled who are formally registered with office of disability services	3 percent or less

PRICING INFORMATION				
Estimated expenses for academic year for full-time, first-time students	2010-11	2011-12	2012-13	2013-14
In-district tuition and fees	\$6,605	\$7,240	\$7,933	\$7,961
In-state tuition and fees	\$6,605	\$7,240	\$7,933	\$7,961
Out-of-state tuition and fees	\$15,323	\$16,919	\$18,678	\$19,612
Books and supplies	\$1,035	\$1,050	\$1,050	\$1,050
On-campus room and board	\$7,476	\$7,971	\$8,412	\$9,015
On-campus other expenses	\$3,708	\$3,600	\$3,600	\$3,600
Off-campus room and board	\$7,476	\$7,971	\$8,412	\$9,015
Off-campus other expenses	\$3,708	\$3,600	\$3,600	\$3,600
Off-campus with family other expenses	\$3,219	\$3,300	\$3,300	\$3,300
Average undergraduate student tuition and fees for academic year 2013-14	Tuition		Fees	
In-district	\$7,372		\$589	
In-state	\$7,372		\$589	
Out-of-state	\$19,342		\$589	
Average graduate student tuition and fees for academic year 2013-14	Tuition		Fees	
In-district	\$10,335		\$589	
In-state	\$10,335		\$589	
Out-of-state	\$23,981		\$589	
Alternative tuition plans	N/A			

ADMISSIONS INFORMATION				
Open admission	No			
Undergraduate application fee 2013-14	\$50			
Undergraduate Admissions Fall 2012	Total	Male	Female	
Number of applicants	5,204	2,221	2,983	
Percent admitted	80%	75%	83%	
Percent admitted who enrolled	38%	40%	37%	
Admissions Considerations	Required		Recommended	
	Secondary school GPA Secondary school record Completion of college-preparatory program Admission test scores (SAT/ACT) TOEFL (Test of English as a Foreign language)		N/A	
Test Scores Fall 2012 (enrolled full-time students)	# Submitting Scores		% Submitting Scores	
SAT	1,349		86%	

Back to top

	ACT	349	22%
		25 th Percentile	75 th Percentile
	SAT Critical Reading	420	540
	SAT Math	430	550
	SAT Writing	410	520
	ACT Composite	18	23
	ACT English	16	23
	ACT Math	17	24
	ACT Writing	6	8

