

DACA

Deferred Action for Childhood Arrivals



UNDERSTANDING
DACA/HB 1079 IMMIGRATION STATUS
&
UNDOCUMENTED IMMIGRATION

Dr. Nydia A. Martinez
History Department & Chicana/o Studies Program

WHAT IS DACA?

DEFERRED ACTION FOR CHILDHOOD ARRIVALS (DACA)

Immigration policy put in place by President Obama in 2012 as an executive action that granted a two-year work permit and exemption for deportation for individuals who arrived to the US as children (16th years of age or younger) before June 2007.

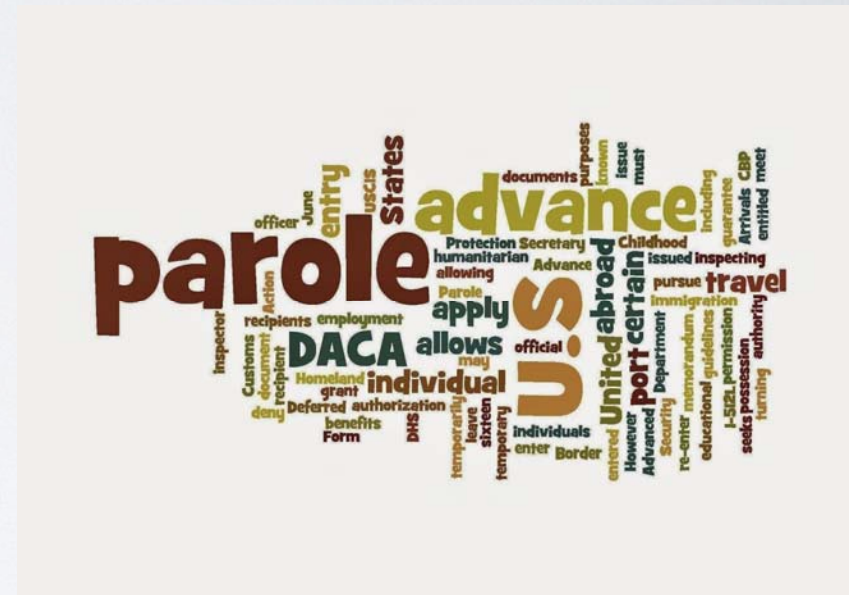
DACA BENEFITS

- Protection from deportation for two years
- Access to a social security number
- Access to a state ID and driver license (only in some states)
- Two-year work permit
- Access to higher education and in-state tuition (NOT federal funding)



WHO QUALIFIED FOR DACA?

- Individuals who entered the US before the age of 16 on June 15, 2012.
- Currently in school or have a GED certificate, or have been honorably discharge from the Coast Guard or the Armed forces.
- Individuals without a criminal record.
- Individuals who do not pose a threat to national security.



WHO BENEFITS FROM DACA?

- Approx. 750,000 young people have been approved for DACA
- A large percentage of DACA recipients are college students



WHAT DACA IS NOT?

DACA IS NOT

- DACA is NOT a law or regulation
- Does NOT confer permanent legal status
- Does NOT offer a path to citizenship
- Is not a free access for undocumented immigrants to federal funding and resources
- DACA is not only for Mexicans (Latina/os)

WHAT IS HOUSE BILL
1079?

HB 1079

- **In 2003, the Washington State Legislature approved House Bill 1079, which made higher education affordable for undocumented students who graduated from a Washington State high school.**
- **Because HB 1079 was approved as state law, 1079 students are considered “residents” *for purposes of higher education.***
- **1079 students are permitted to pay “in-state” tuition, or “resident,” tuition rates, to attend Washington public colleges and universities.**

REAL HOPE ACT (SB6523)

- **In 2014, WA State Legislature approved SB6523 (The Real Hope Act)**
- **Allows undocumented students to apply for state-funded financial aid for college if students qualify for in-state tuition under SB1079**

WASHINGTON STATE'S STATISTICS



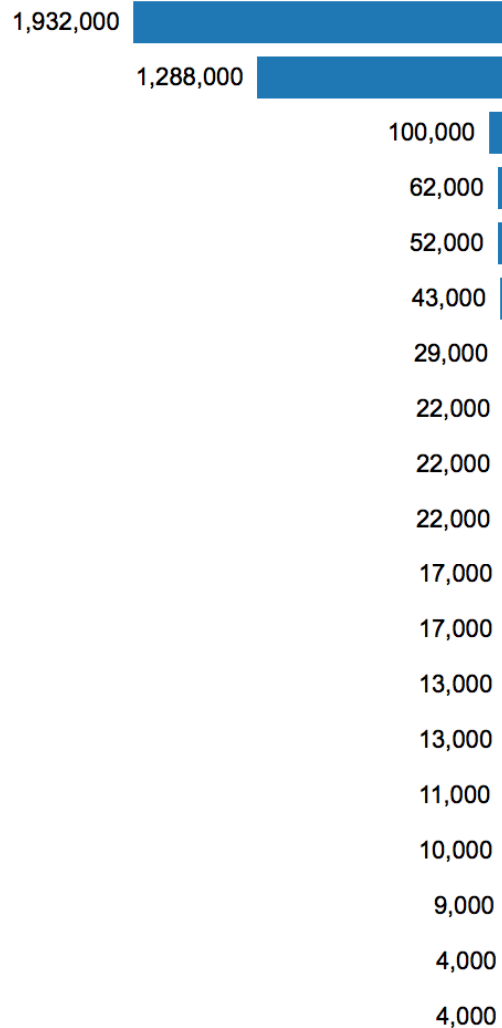
WASHINGTON'S RURAL ECONOMY DEPENDS ON UNDOCUMENTED CHEAP LABOR

NATIONAL STATISTICS

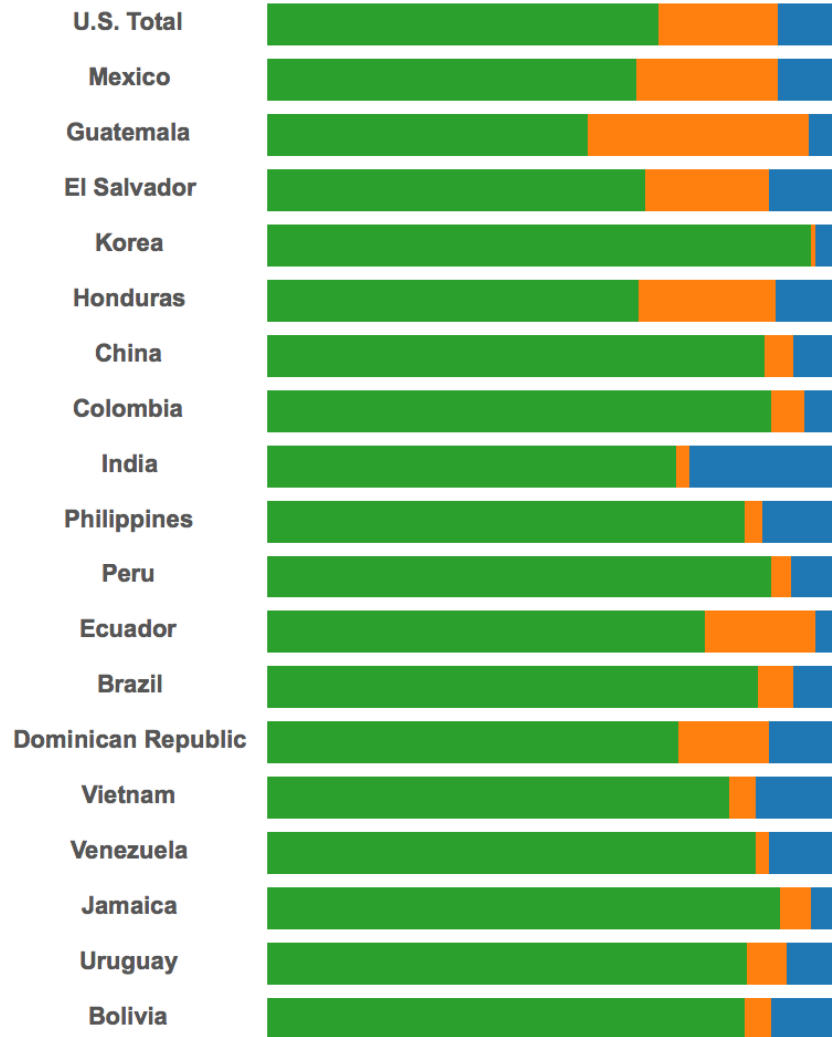
TOP COUNTRIES OF ORIGIN FOR DACA STUDENTS

DACA-Eligible Populations and Application Rates by Country of Origin, 2016

Total DACA-Eligible Population



By Eligible Subgroup



Application Rates

Country of Origin	Immediately eligible application rates	Eligible but for education application rates
U.S. Total	65%	50%
Mexico	80%	58%
Guatemala	41%	24%
El Salvador	79%	60%
Korea	19%	19%
Honduras	76%	55%
China	-	-
Colombia	37%	35%
India	24%	23%
Philippines	27%	26%
Peru	65%	62%
Ecuador	59%	47%
Brazil	74%	69%
Dominican Republic	39%	32%
Vietnam	-	-
Venezuela	40%	39%
Jamaica	53%	50%
Uruguay	76%	70%
Bolivia	74%	70%

Eligible subgroup

- Immediately eligible
- Eligible but for education
- Eligible in the future

Sort origin group by

- Total eligible population
- Immediately eligible share
- Immediately eligible application rates

Sort Order

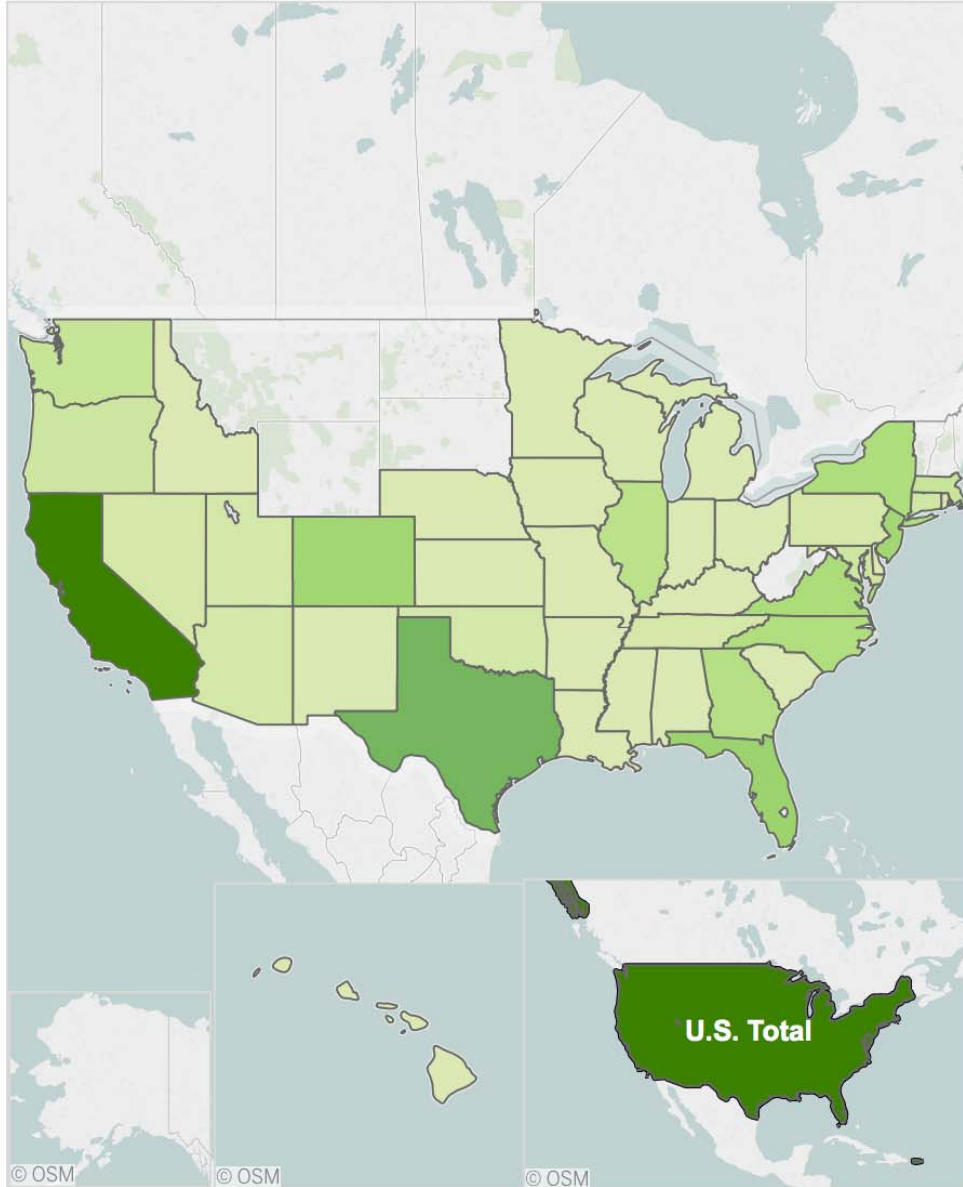
- Ascending
- Descending



DACA NATIONAL STATISTICS

POPULATION BY STATE, 2016

DACA-Eligible Populations by State and County, 2016



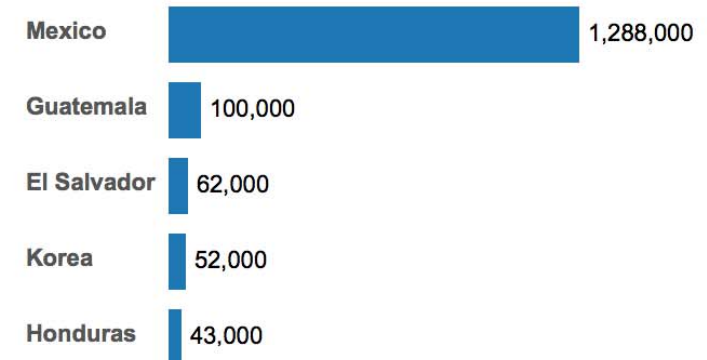
United States

Applications accepted by USCIS as of June 2016: **844,931**

Immediately eligible application rate: **65%**

Potentially eligible application rate: **50%**

Top Country of Origin of the State DACA-Eligible Population



WASHINGTON STATE STATISTICS 2016

Profile of the Unauthorized Population: Washington

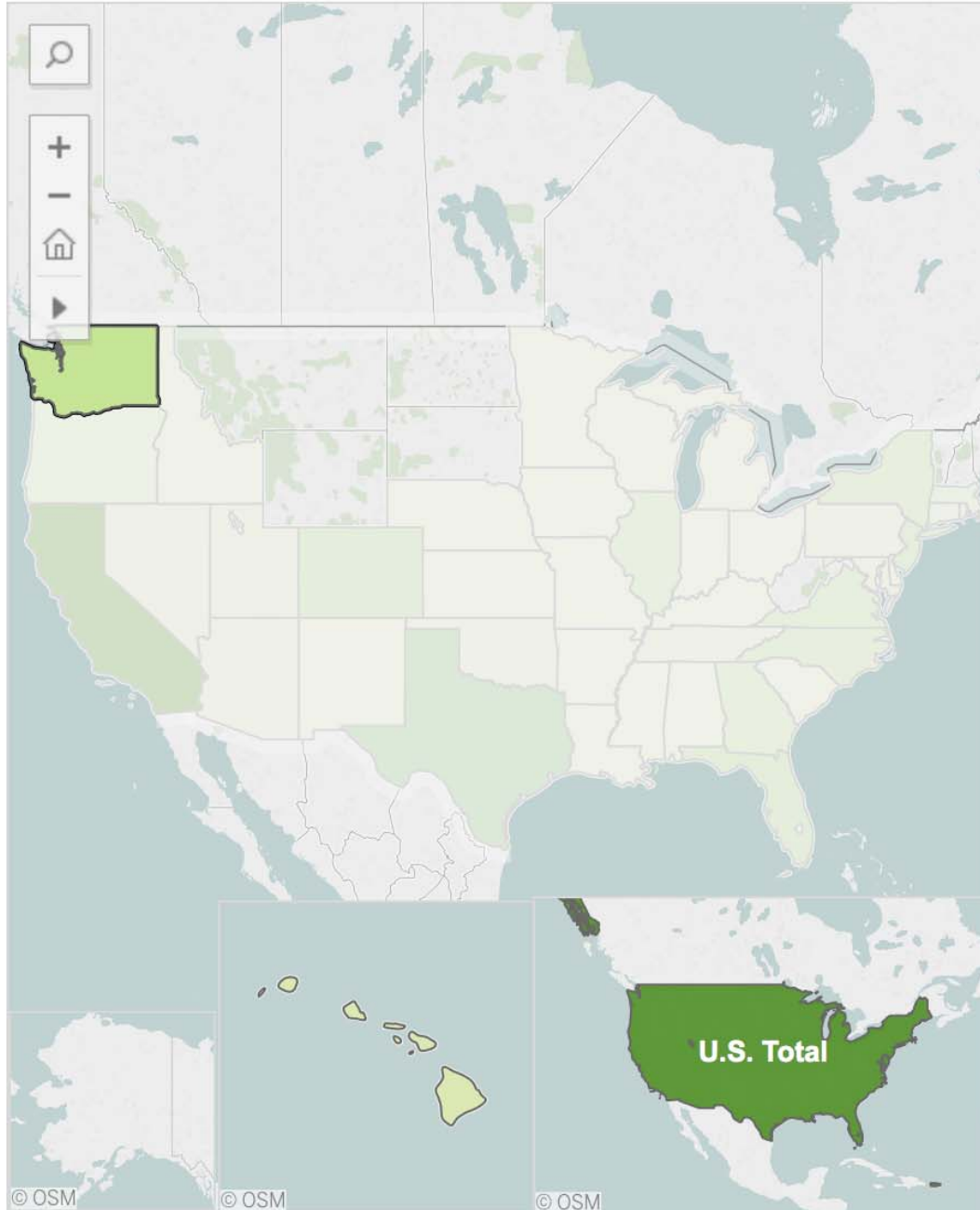


Demographics	Estimate	% of Total
Unauthorized Population	219,000	100%
Top Countries of Birth		
Mexico	140,000	64%
Guatemala	7,000	3%
India	7,000	3%
Vietnam	6,000	3%
Korea	6,000	3%

DACA'S WASHINGTON STATE STATISTICS

2016

DACA-Eligible Populations by State and County, 2016



Washington

Applications accepted by USCIS as of June 2016: **19,273**

Immediately eligible application rate: **71%**

Potentially eligible application rate: **53%**

Top Country of Origin of the State DACA-Eligible Population

Mexico  33,000

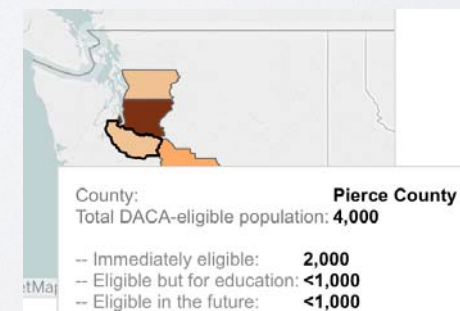
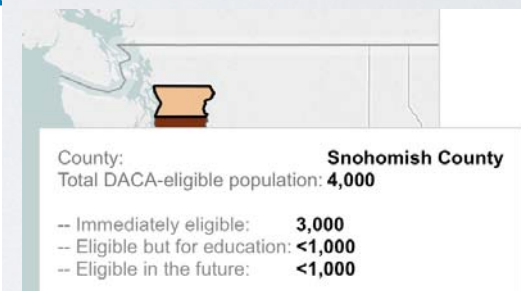
State: **Washington**
Country of origin: **Mexico**
Share of state total: **76%**



DACA'S WASHINGTON STATE STATISTICS 2016

Profile of the Unauthorized Population: Washington

Demographics	Estimate	% of Total
Unauthorized Population	219,000	100%
Top Countries of Birth		
Mexico	140,000	64%
Guatemala	7,000	3%
India	7,000	3%
Vietnam	6,000	3%
Korea	6,000	3%



**STEREOTYPES ABOUT
DACA/1079
STUDENTS & THEIR
FAMILIES**

STEREOTYPES ABOUT UNDOCUMENTED IMMIGRANTS

- **Criminals**
- **Freeloaders who are taking advantage of all social services (schools, health services, housing, social security, etc.) without paying taxes**
- **Taking jobs from US citizens and bringing down wages**
- **Undocumented is incorrectly associated with being Mexican and Spanish speakers**

**CHALLENGES FOR
COLLEGES
&
UNIVERSITIES**

CHALLENGES FOR EWU

- **Institution's faculty and staff doesn't know exactly who are DACA students.**
- **Lack of a centralized or clear path of support**
- **We can safely assume that EWU has a significant percentage of student & staff population who have some sort of familial relation to an undocumented individual(s).**
- **Uncertainty!**

CHALLENGES FOR EWU

- **It is unclear whether the new administration's immigration policies will target students or what form such actions might take.**
- **Immigration and Customs Enforcement (ICE)-has a Sensitive Locations Policy that limits enforcement actions at sensitive locations such as college and university campuses.**

FEARS OF DACA STUDENTS
&
UNDOCUMENTED IMMIGRANT
COMMUNITIES

CONSEQUENCES

- **It is very likely that the President-elect Trump will end the DACA program when he takes office on January 20, 2017 leaving 750,000 young people with their families vulnerable for deportation.**
- **DACA recipients voluntarily provided all their personal information to the federal government, which makes them and their families an easy target for deportation.**
- **DACA students will lose their access to work permits, school, social security, and their state issued IDs.**

FEARS

- **Uncertainty!!!**
- **Deportation to countries where they don't have connections anymore because they have grown-up in the US**
- **Racial profiling**
- **Bigotry and hate crimes**
- **Family separation**
- **Loosing their livelihood, community, friends, etc.**

QUESTIONS



SANCTUARY MOVEMENT

ACROSS US COLLEGES AND UNIVERSITIES


“SANCTUARY CAMPUS”

- Sanctuary Campus Petitions
 - 125 Petitions without responses
 - 49 colleges have committed some level of support
 - 10 colleges have declared Sanctuary status
- Sanctuary Campus Petitions are NOT limited to undocumented students, but it also is inclusive of vulnerable communities such as LGTBQ+, Muslim, women, African American, immigrants, allies.



“SANCTUARY”

- The word is commonly associated with a sacred space or a refuge.
- “Sanctuary Cities” still don’t have a clear meaning or agreed upon definition.
 - Encourage undocumented immigrants to seek help and cooperate with law enforcement .
 - City resources are not allocated to enforce federal immigration laws



NATIONAL TRENDS OF UNDOCUMENTED IMMIGRATION

Profile of the Unauthorized Population: United States

Demographics	Estimate	% of Total
Unauthorized Population	11,009,000	100%
Top Countries of Birth		
Mexico	6,177,000	56%
Guatemala	723,000	7%
El Salvador	465,000	4%
Honduras	337,000	3%
China	268,000	2%
Regions of Birth		
Mexico and Central America	7,854,000	71%
Caribbean	232,000	2%
South America	673,000	6%
Europe/Canada/Oceania	432,000	4%
Asia	1,464,000	13%
Africa	353,000	3%

**IMMIGRATION AND
COSTUME
ENFORCEMENT (ICE)**

**RAIDS OF IMMIGRANTS
UNDER THE OBAMA
ADMINISTRATION**



Economic Crisis (Global Financial Crisis) 2007-2008

ECONOMIC CRISIS OR GLOBAL FINANCIAL CRISIS



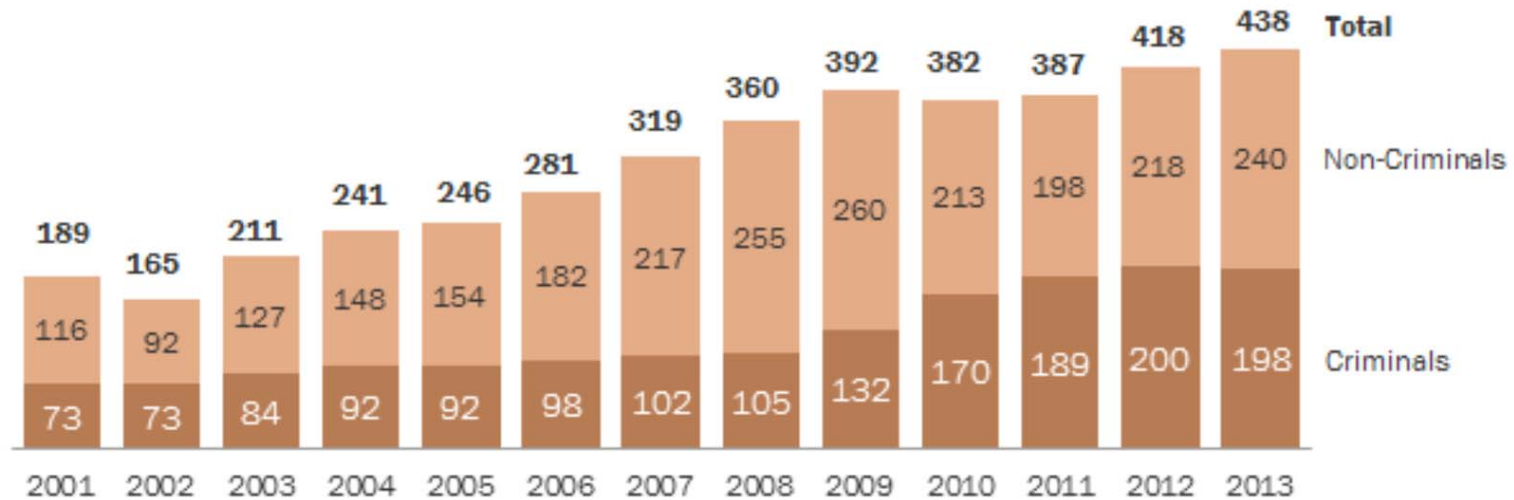
- Considered to be the worst financial downturn in the U.S. since 1930s

- The precipitation factor was the inability of homeowners to pay their mortgages after being aggressively encouraged to buy houses that they couldn't afford through sub prime (high risk) loans



Number of Deportations by U.S. Department of Homeland Security, FY2001-FY2013

In thousands



Source: U.S. Department of Homeland Security, Yearbook of Immigration Statistics: 2013 <http://www.dhs.gov/yearbook-immigration-statistics-2013-enforcement-actions>

PEW RESEARCH CENTER

George w. Bush

2001-2009

average 40,000 per year

Economic Recession

2008

Barack Obama

2009-2013??

average 396,000 per year

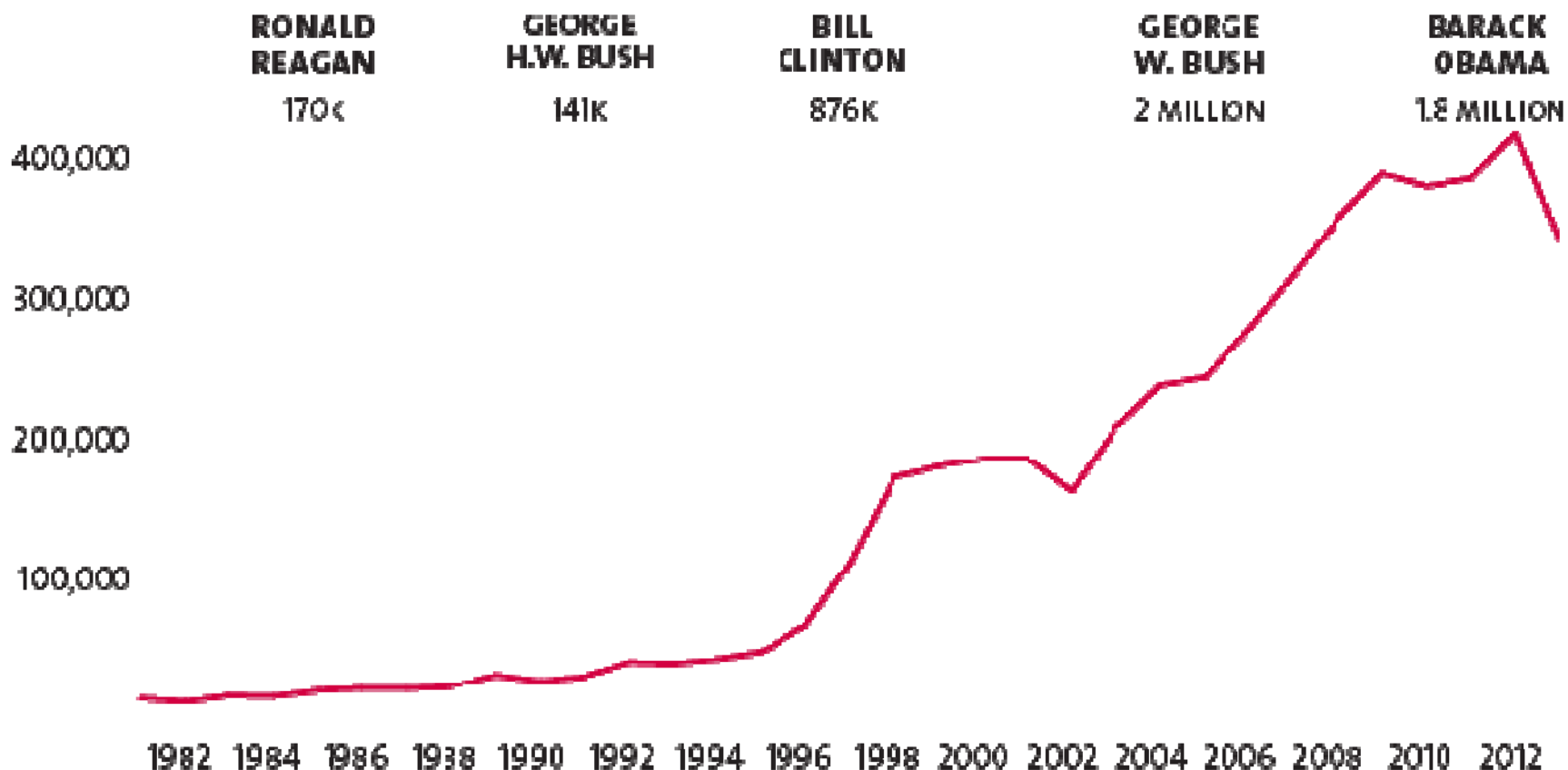
“U.S. deportations of immigrants reach record high in 2013”

www.pewresearch.org

October 2, 2014

Send 'Em Home

Approximate number of deportations by fiscal year, 1981-2013*



*Includes official removals only; 2013 numbers through September 7, 2013
Source: Department of Homeland Security

Mother Jones

The Obama Administration's 2 Million Deportations, Explained

Mother Jones

April 4, 2014

EFFECTS OF RECESSION ON IMMIGRANTS

- **US deportations of undocumented immigrants reached records high in 2008-2013.**
- **The average of deportations during this period was approximately 396,000 individuals per year = more than 2 million people were deported in 6 years.**
- **Family separation became the main cause for voluntary deportation for immigrants.**
- **During this period more undocumented immigrants left the US than came into the US**

DEFERRED ACTION FOR PARENTS OF
AMERICANS AND LAWFUL PERMANENT
RESIDENTS
OR
DEFERRED ACTION FOR PARENTAL
ACCOUNTABILITY

(DAPA)

DEFERRED ACTION FOR PARENTAL ACCOUNTABILITY (DAPA)

- **November 20, 2014, President Obama announced an executive action for the expansion of DACA program (2012) for parents.**
 - For parents of US citizens or legal permanent resident children

DAPA

DEFERRED ACTION FOR PARENTAL ACCOUNTABILITY (DAPA) PROGRAM

DO YOUR PARENTS QUALIFY FOR DAPA? TO QUALIFY ONE MUST:



Be the parent of a child who was born on or before November 20, 2014 and who is a U.S. citizen or green card holder.



Have been in in the U.S. since January 1, 2010(the past 5 years).



Be in the U.S. on November 20, 2014.



Have no lawful immigration status on November 20, 2014.



Pass security and criminal background checks.

Application forms will be available May, 2015 at a cost of \$465



United We Dream